

A collage of four images representing local businesses and infrastructure in Penhold. The top-left image shows an ESSO gas station with a Tim Hortons and a Max 7 Convenience store. The top-right image shows a large industrial facility with several tall white grain silos, one of which is labeled 'WHEATLAND'. The middle-right image shows a Sherwin-Williams Express paint store. The bottom-right image shows the Penhold Regional Multiplex building with large glass windows.

Penhold

2019 Community Profile

for the **Town of Penhold**

Penhold Regional Multiplex

This project was made available through Community & Regional Economic Support (CARES) funding, in partnership with the Central Alberta Economic Partnership (CAEP)

SUPPORT

Community and Regional
Economic Support Program

(CARES)



V 1.0

August 2019

© 2019 Town of Penhold

Information in this document is subject to change without notice. Although all data is believed to be the most accurate and up-to-date, the reader is advised to verify all data before making any decisions based upon the information contained in this document.

Contact for Economic Development:

Kristina Schmidt

1 Waskasoo Avenue,
Box 10, Penhold, AB,
T0M 1R0

Office: 403-886-4567 | Fax: 403-886-4039

Email: info@townofpenhold.ca




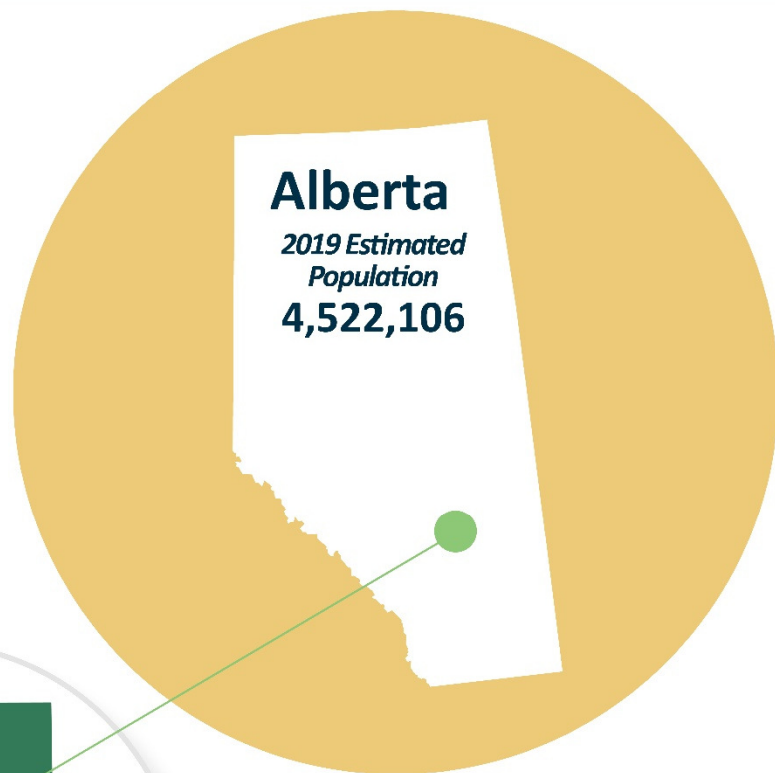
A Snapshot of Penhold

Location

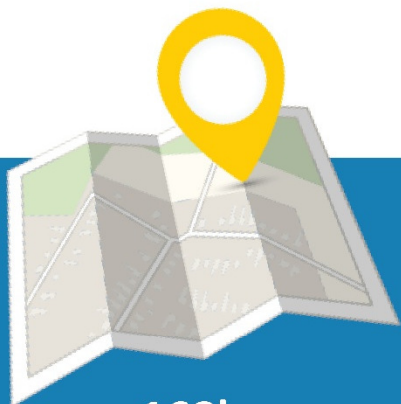
Penhold is a town in central Alberta, Canada. Penhold is surrounded by the county of Red Deer No. 23, 16 km south of Red Deer at the junction of Highway 2A and Highway 42. It is located 128 km north of Calgary. Originally, Penhold was one of the many whistle stops along the Canadian Pacific Railway. It incorporated as the Village of Penhold in 1904. In 1981, the Village of Penhold incorporated as a town as a result of large population growth in the late 1970s.

Local attractions include:

- Lincoln Street Recreation Centre
- Memorial Hall
- Multiplex Facility, Fitness Centre & Regional Library
- Penhold Splash Park
- Tranquility Park
- Penhold Museum
- Critters Corner Playground
- Senior Drop-In Centre



Penhold's
2019 Estimated Population
3,938



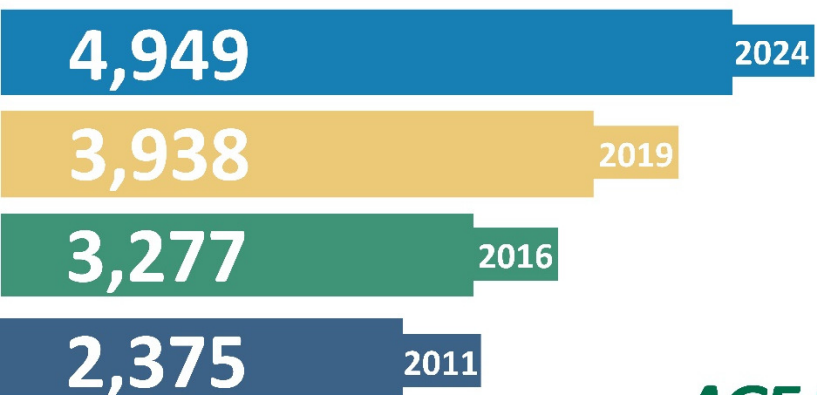
Market Access

168km	Edmonton
158km	Calgary
554km	Saskatoon
382km	Canada/US Border
1093km	Vancouver


Demographics



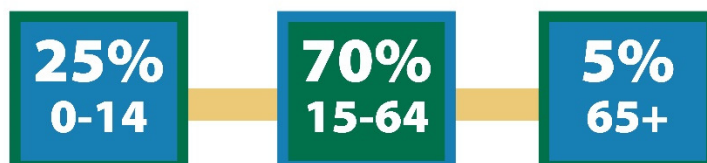
POPULATION ESTIMATES



MEDIAN & AVERAGE AGE



AGE PROFILE



16%

1 Year Mobility

Residents that moved to the area in the previous year



40%

5 Year Mobility

Residents that moved to the area in the past 5 years

HIGHEST EDUCATION LEVEL

31%

Secondary

54%

Post-secondary



LANGUAGE

3%
English & French

97%
English



Labour Force



Median Employment Income	Average Employment Income
\$61,288	\$68,537

ALBERTA MEDIAN
\$48,190

ALBERTA AVERAGE
\$69,431

PARTICIPATION

ALBERTA
71.8%

76.5%

EMPLOYMENT

ALBERTA
66.7%

70.9%

UNEMPLOYMENT

ALBERTA
7.1%

7.2%

RESIDENT LABOUR FORCE EMPLOYMENT

TOP 5 INDUSTRIES**



Construction
(13%)



Health Care & Social Assistance
(12%)



Retail Trade
(11%)



Mining, Quarrying & Oil & Gas Extraction
(10%)



Public Administration
(8%)

TOP 5 OCCUPATIONS**



Trades, Transport & Equipment Operators
(24%)



Sales & Service
(18%)



Business, Finance & Administration
(14%)



Education, Law & Social, Community & Government
(11%)



Management
(8%)

** by labour force employment

All data sourced from Manifold SuperDemographics unless otherwise specified.



Table of Contents

1. DATA SOURCES.....	1
2. INTRODUCTION.....	2
2.1 Location.....	4
2.2 Climate.....	5
3. DEMOGRAPHICS.....	6
3.1 Population Size and Growth.....	6
3.2 Income, Households and Attainability.....	9
3.3 Mobility Characteristics.....	12
3.4 Language Characteristics.....	13
3.5 Level of Education.....	14
4. LABOUR FORCE.....	18
4.1 Key Indicators.....	18
4.2 Labour Force by Occupation.....	19
4.3 Labour Force by Industry.....	22
4.4 General Wages by Occupation.....	23
4.5 Place of Work.....	25
5. TRANSPORTATION AND SHIPPING.....	27
5.1 Highways.....	27
5.2 Rail Services.....	29
5.3 Airports.....	30
6. TAXES AND UTILITIES.....	31
6.1 Local Property Tax Rates.....	31
6.2 Water/Wastewater and Waste Management Service Fees.....	32
6.3 Federal and Provincial Income Tax Rates.....	33
6.4 Electricity.....	34
7. DEVELOPMENT RELATED FEES.....	36
7.1 Building and Development Planning Fees.....	36
8. BUSINESS SUPPORT PROGRAMS AND SERVICES.....	39
8.1 National and Provincial Support Organizations.....	39
8.2 Local/Regional Support.....	40
8.3 Education and Training.....	41
8.4 Financial and Real Estate Institutions.....	42
8.5 Local Media.....	2
8.6 Communications Infrastructure.....	3
9. QUALITY OF LIFE.....	4
9.1 Lifestyle.....	4
9.2 Health Service.....	5
9.3 Community Protection Services.....	6
9.4 Education.....	7
9.5 Recreational Facilities.....	8
9.6 Local Events.....	9
APPENDIX: FEDERAL AND PROVINCIAL ECONOMIC DEVELOPMENT SUPPORT PROGRAMS ..	10



List of Tables & Figures

Table 1: Average Temperature and Precipitation, 2010-2019	5
Table 2: Population Change	6
Table 3: Age Distribution, 2019	8
Table 4: Total Individual Income Levels, 2019.....	9
Table 5: Employment Income Levels, 2018.....	10
Table 6: Households and Dwelling Attainability, 2018	11
Table 7: Mobility Rates, 2019.....	12
Table 8: Knowledge of Official Languages, 2019	13
Table 9: Most Common Non-Official Languages Spoken, 2019	13
Table 10: Educational Attainment, 2019	15
Table 11: Major Field of Study, Population Aged 15 Years or Older, 2019	17
Table 12: Labour Force Characteristics, 2019	18
Table 13: Labour Force Characteristics by Age and Gender, 2019	18
Table 14: Labour Force by Occupation, by 2-digit NOCS code, 2019	20
Table 15: Labour Force by Industry, 2019.....	22
Table 16: General Wages by Occupation	23
Table 17: Where Penhold Resident Labour Force Works, 2016.....	25
Table 18: Place of Residence for Persons Working in Penhold, 2016.....	26
Table 19: Distance to Major Urban Centres.....	28
Table 20: Distance to Major US Border Crossings	28
Table 21: Regional Airports	30
Table 22: Local Property Tax Rates, 2019	31
Table 23: Corporate Taxes – General Corporation (2019 – 2020).....	33
Table 24: Corporate Taxes – Canadian Controlled (2019 – 2020)	33
Table 25: Sales Tax, Alberta	33
Table 26: Personal Income Tax, 2017-2018	33
Table 27: Landfill and Tipping Fees	32
Table 28: Commercial Rates.....	34
Table 29: General and Large Service Rates, 2019.....	35
Table 30: Building and Development Planning Fees.....	36
Table 31: Nation-Wide Business Support	39
Table 32: Local, Regional and Provincial Business Support Networks	40
Table 33: Radio.....	2
Table 34: Newspaper, Print or Online.....	2
Table 35: Communications Infrastructure	3
Table 36: Protective Services.....	6
Table 37: Elementary and Secondary Schools	7
Table 38: Recreation, Culture and Sports Facilities	8
Figure 1: Penhold Location Map	4
Figure 2: Temperature and Precipitation Averages, 2010-2019.....	5
Figure 3: Population Over Time by Age Group, 2006 to 2019.....	7
Figure 4: Age Distribution, Penhold vs Alberta, 2019.....	7
Figure 5: Household Income Levels, 2018.....	10
Figure 6: Occupied Dwellings by Structure Type, 2019.....	11
Figure 7: Educational Attainment, Age Group 25-64, 2019	14
Figure 8: Major Field of Study, Population Aged 15 Years or Older, 2019.....	16
Figure 9: Labour Force by Occupation by 1-digit NOCS Code, 2019	19

1. DATA SOURCES

Please note that every effort has been made to use the most current data available. The major sources of information for this document are:

- The 2006, 2011, and 2016 Census from Statistics Canada;
- Government of Alberta Interpolated Weather Data Since 1961 for Alberta Townships; and
- SuperDemographics 2019 from Manifold Data Mining Inc.



The most recent Census was conducted in May 2016. SuperDemographics 2019 is the most up to date estimation of population characteristics, based on mathematical models that draw from various data sources.

Manifold Projection Method:

Manifold estimates demographic data annually, including population projections for 5 and 10 years in the future. Manifold methodologies are based on the following techniques:

- Enhanced cohort survival methods;
- Nearest neighbourhood and regression techniques; and
- Structural coherence techniques.

Manifold Data Sources include:

Statistics Canada	Real Estate Boards/Companies
Health Canada	Canadian Bankers Association
Regional Health Ministries	Bank of Canada
Citizenship and Immigration Canada	Canada Post Corporation
Regional School Boards	Consumer and business directories books
Brisc International Inc.	Publications of hospitals, CMHC, BBM and partners
Flyer Distribution Association	Proprietary survey and research

2. INTRODUCTION

Penhold was incorporated as a village in 1904. In 1940 a Royal Canadian Air Force Manning Depot opened near Penhold (RCAF Station Penhold) and create a flight training school as part of the British Commonwealth Air Training Plan from 1941 to 1944. From 1966, facilities of the former base were leased by the Royal Canadian Air Cadets as the Penhold Air Cadet Summer Training Centre, until it was closed in 2014.



Penhold has remained a clean, modern and family-orientated community which attracts new residents from across Central Alberta and the rest of Canada. With incredible population growth, Penhold is rapidly living up to its motto, "The Home of Future Generations". It's continued growth and expansion is linked to its proximity to the city of Red Deer and its role as a local service center.



The Home of Future Generations

- ❖ Penhold has approximately 534 hectares of available lands for development and new opportunities which offer unique land value opportunities to investors.
- ❖ Penhold has the main Canadian Pacific north/south connector running adjacent to its industrial lands, and offers access to highways, rail and air transportation in proximity.

Key Economic Drivers

1. Farms
2. Agricultural supplies merchant wholesalers
3. Building finishing contractors
4. Support activities for mining, and oil and gas extraction
5. Architectural and structural metals manufacturing

Source: Based on Total Sales estimated using 2015 National Input-output tables

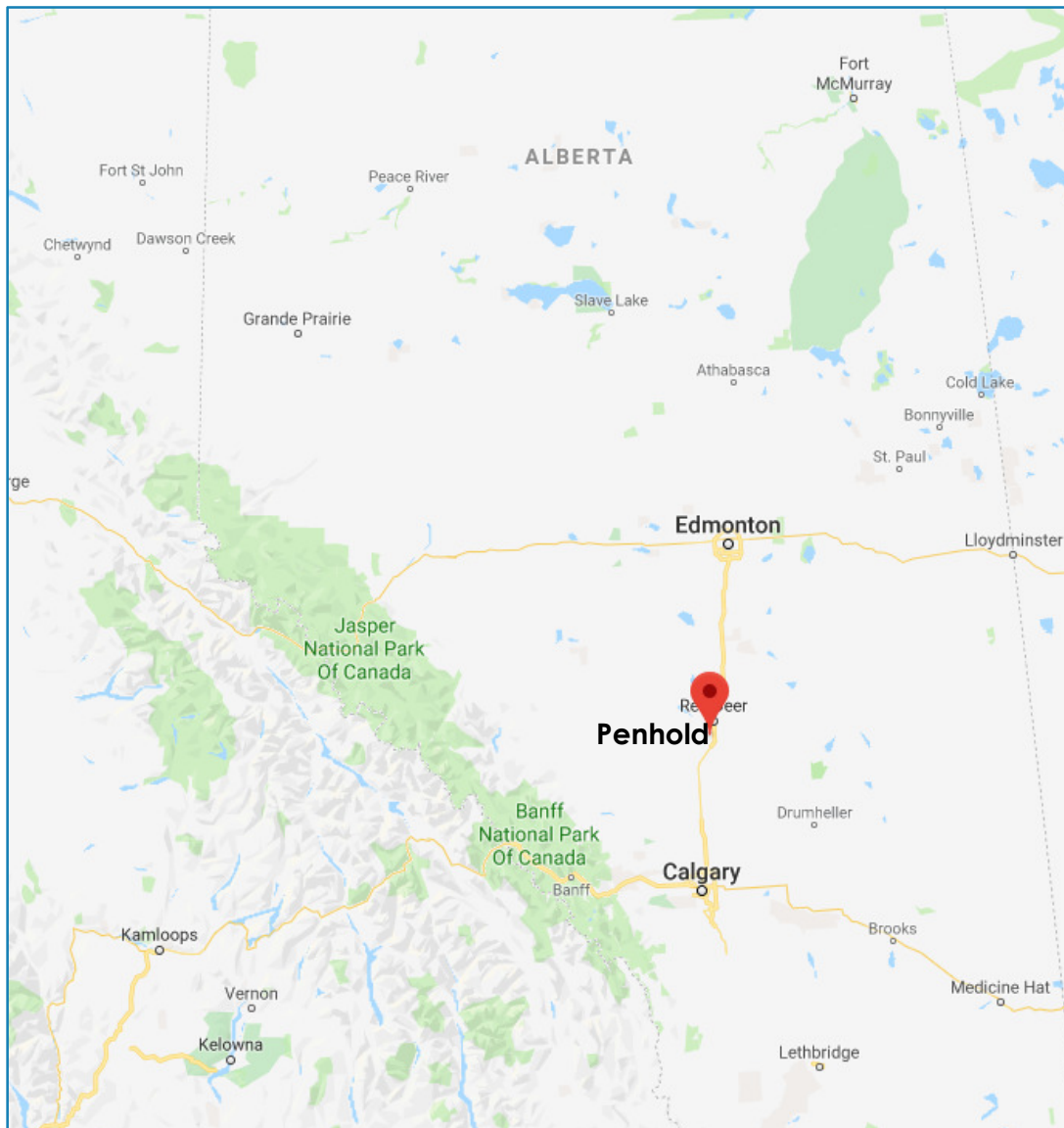




2.1 Location

Penhold is situated along Highway 2A between Alberta's two most populated urban communities, Calgary and Edmonton, and just 15 kilometers South of Red Deer. Penhold is situated between several major highways including Highway 2A, Highway 42 and Highway 2, all of which provide access into the community.

Figure 1: Penhold Location Map



Source: Google Maps, McSweeney & Associates, 2019

2.2 Climate

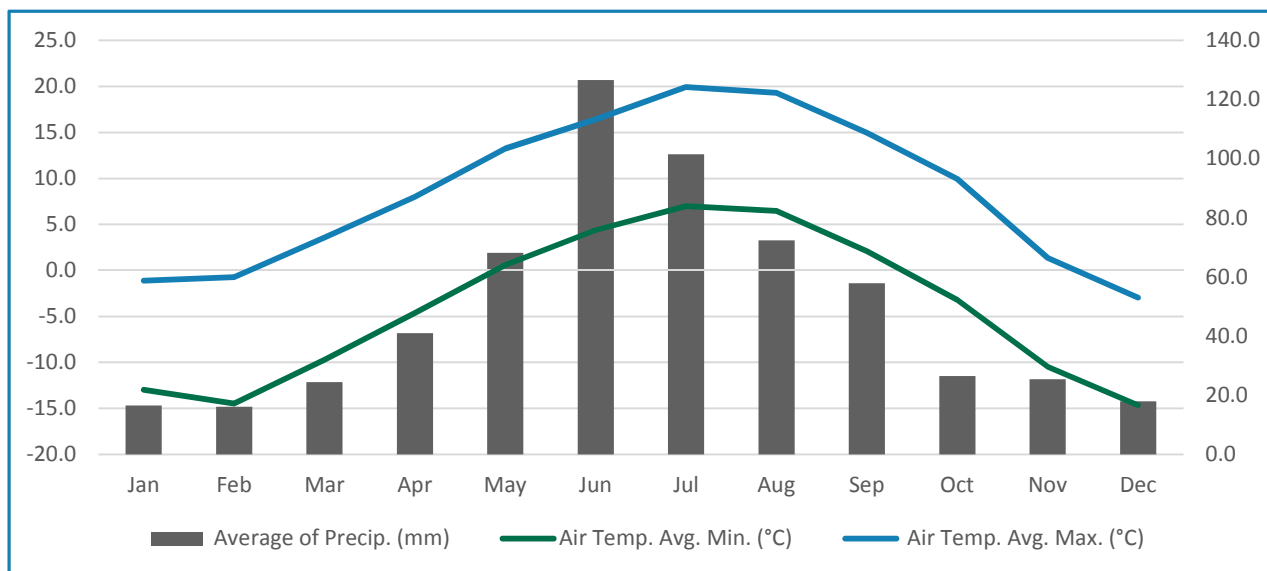
Climatic data for Penhold is derived from the Government of Alberta's Agriculture and Forestry Climate Information Services. Table 3 and Figure 2 illustrate average precipitation levels and temperatures.

Table 1: Average Temperature and Precipitation, 2010-2019

Temp. (°C)	Jan	Feb	Mar	Apr	May	Jun	Jul	Aug	Sep	Oct	Nov	Dec
Air Temp. Avg. Min. (°C)	-13	-14.5	-9.7	-4.6	0.6	4.4	7.0	6.5	2.1	-3.2	-10.5	-14.6
Air Temp. Avg. Max. (°C)	-1.1	-0.7	3.6	8.0	13.3	16.4	20.0	19.3	14.9	10.0	1.4	-3.0
Average of Precip. (mm)	16.5	16.1	24.4	41.0	68.2	126.6	101.5	72.4	57.9	26.4	25.4	18.0

Source: Government of Alberta: Agriculture and Forestry: Climate Information Services
<https://agriculture.alberta.ca/acis/township-data-viewer.jsp>

Figure 2: Temperature and Precipitation Averages, 2010-2019



Source: Government of Alberta: Agriculture and Forestry: Climate Information Services, Penhold
<https://agriculture.alberta.ca/acis/township-data-viewer.jsp>

3. DEMOGRAPHICS



3.1 Population Size and Growth

Penhold's population has been systematically growing, at an increasing rate, over the past 20 years, according to Statistics Canada census data.


The community grew, on average, by 20% every four years between 1996-2016. In comparison, the population in Alberta grew by approximately 10.8% every four years.

Table 2: Population Change

Population	2006	2011	2016	2019	2024	2029
Penhold	1,961	2,375	3,277	3,938	4,949	6,179
% Change	13.4%	21.1%	38.0%	/	25.7%	24.9%
	2006	2011	2016	2019	2024	2029
Alberta	3,290,350	3,645,257	4,067,175	4,522,106	5,041,244	5,619,979
% Change	10.6%	10.8%	11.6%	/	11.5%	11.5%

Source: the 2006 to 2016 data is from Statistics Canada Census and 2019 to 2029 data is from Manifold SuperDemographics. Note that the two sources are not directly comparable since Statistics Canada is based on a survey and Manifold data is based on an estimation method.

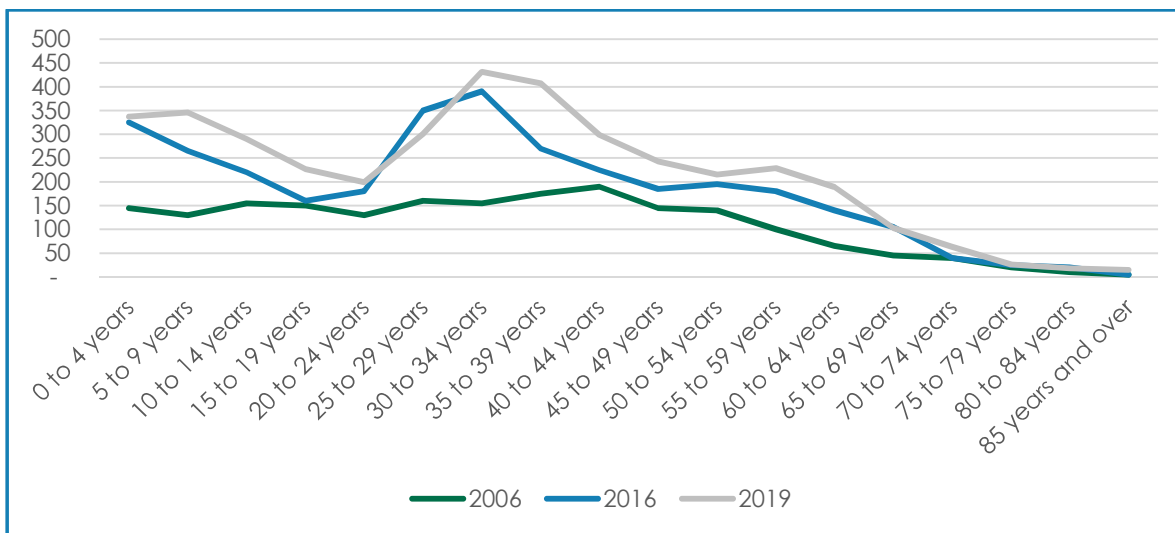
Penhold boasts a young population, with over 65% of the population within working age.



2019 Age Profile Snapshot		
Ages	Penhold	Alberta
0-14	24.7%	19.3%
15-64	69.6%	68.6%
65+	5.7%	12.2%

Figure 3 shows the changing age profile of Penhold's population. Young adults ages 25 to 35, had the largest population growth between 2006 and 2016, and represent the the largest share of the population today.

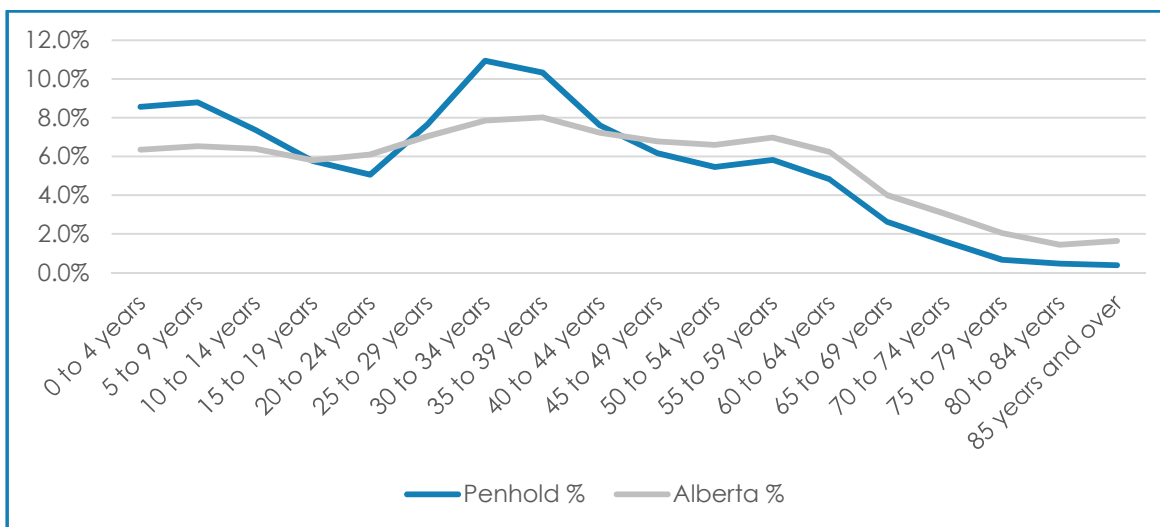
Figure 3: Population Over Time by Age Group, 2006 to 2019



Source: The 2006 to 2016 data is from Statistics Canada Census and 2019 from Manifold SuperDemographics

Figure 4 illustrates Penhold's population by age compared to that of Alberta. The town has a larger percentage of people ages 0-14, and a higher percentage of persons ages 25 to 45.

Figure 4: Age Distribution, Penhold vs Alberta, 2019

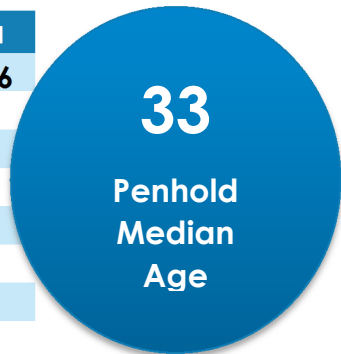


Source: McSweeney & Associates from Manifold Data Mining Inc. SuperDemographics 2019

Table 3 has 2019 population estimates by age group. It compares the percentage of the total population by age group against Alberta. Penhold has a younger population compared to Alberta as measured by average and median age of the populations.

Table 3: Age Distribution, 2019

Characteristics	Penhold	Penhold %	Alberta
Total Population	3,938	100.0%	4,522,106
0 to 4 years	337	8.6%	6.3%
5 to 9 years	346	8.8%	6.5%
10 to 14 years	290	7.4%	6.4%
15 to 19 years	227	5.8%	5.8%
20 to 24 years	199	5.1%	6.1%
25 to 29 years	301	7.6%	7.0%
30 to 34 years	431	10.9%	7.8%
35 to 39 years	407	10.3%	8.0%
40 to 44 years	299	7.6%	7.2%
45 to 49 years	243	6.2%	6.8%
50 to 54 years	215	5.5%	6.6%
55 to 59 years	229	5.8%	7.0%
60 to 64 years	189	4.8%	6.2%
65 to 69 years	103	2.6%	4.0%
70 to 74 years	63	1.6%	3.0%
75 to 79 years	26	0.7%	2.0%
80 to 84 years	18	0.5%	1.4%
85 years and over	15	0.4%	1.6%
Median age of total population	33.11		37.47
Average age of total population	32.98		38.12



Source: McSweeney & Associates from Manifold Data Mining Inc. SuperDemographics 2019.

3.2 Income, Households and Attainability

Table 4 shows the breakdown of total individual incomes in 2019¹. More than 55% of the population has an individual income higher than \$50,000. This is higher than that the share of the province (44%) with total individual income above \$50,000.



Table 4: Total Individual Income Levels, 2019

Characteristic	Penhold	Penhold	Alberta
Total population 15 years and over	2,964	100.0%	3,650,941
Without total income	96	3.2%	4.8%
With total income	2,869	96.8%	95.2%
Under \$10,000 (including loss)	98	3.3%	8.9%
\$10,000 to \$19,999	309	10.4%	11.7%
\$20,000 to \$29,999	290	9.8%	11.6%
\$30,000 to \$39,999	272	9.2%	10.0%
\$40,000 to \$49,999	273	9.2%	9.1%
\$50,000 to \$59,999	287	9.7%	8.1%
\$60,000 to \$69,999	254	8.6%	6.8%
\$70,000 to \$79,999	254	8.6%	5.6%
\$80,000 to \$89,999	223	7.5%	4.5%
\$90,000 to \$99,999	161	5.4%	3.8%
\$100,000 and over	451	15.2%	15.1%
\$100,000 to \$149,999	163	5.5%	6.8%
\$150,000 and over	288	9.7%	8.3%
Characteristic	Penhold		Alberta
Median total income \$	\$60,330		\$49,584
Average total income \$	\$66,432		\$75,171

Source: McSweeney & Associates from Manifold Data Mining Inc. SuperDemographics 2019 *(2018 incomes).

¹ Please note that the 2019 Manifold data uses 2018 income data, as it is the most recent information available.

Table 5 summarizes the most recent employment income statistics for Penhold and Alberta. The following key findings can be extracted from this table:

- Penhold has a higher median employment income (by 27%) than Alberta.
- Average employment income in Penhold is 1.3 % lower than in Alberta.
- On average, males in Penhold have employment incomes 103% higher than females. In comparison, Alberta males earn, on average, incomes that are 62% higher than females

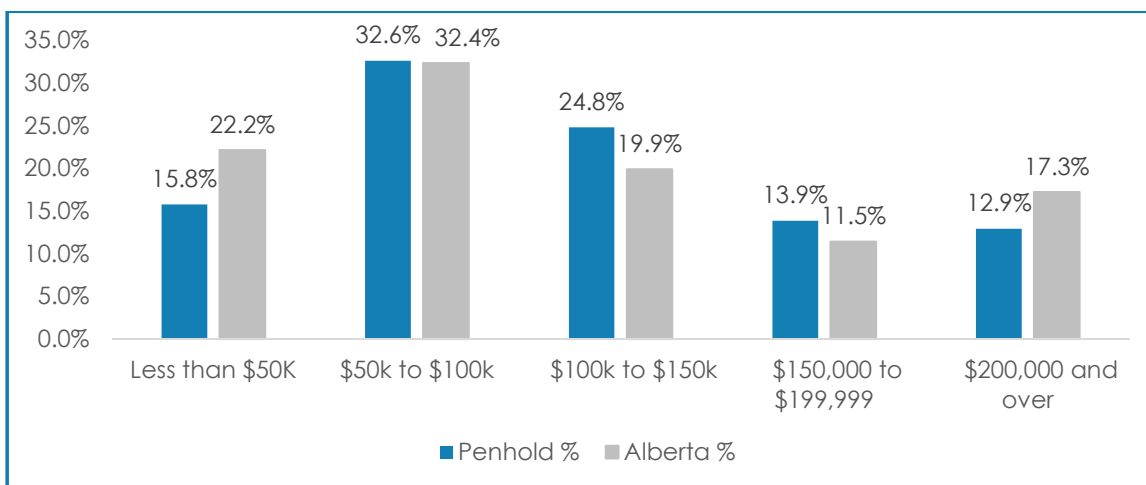
Table 5: Employment Income Levels, 2018

Employment income of population aged 15+:	Penhold			Alberta		
	Male	Female	Total	Male	Female	Total
Median	\$84,562	\$41,666	\$61,288	\$60,779	\$37,355	\$48,190
Average	\$86,858	\$48,875	\$68,537	\$86,180	\$50,383	\$69,431

Source: McSweeney & Associates from Manifold Data Mining Inc. SuperDemographics 2019 (2018 incomes).

Penhold has an estimated 1,462 households. Figure 5 illustrates, using 2018 household income data, that the largest income level segment in Penhold was \$50,000-\$100,000 per household, annually. Furthermore, more than 50% of the households in Penhold have an income level above \$100,000, annually

Figure 5: Household Income Levels, 2018



Source: McSweeney & Associates from Manifold Data Mining Inc. SuperDemographics 2019 (2018 incomes).

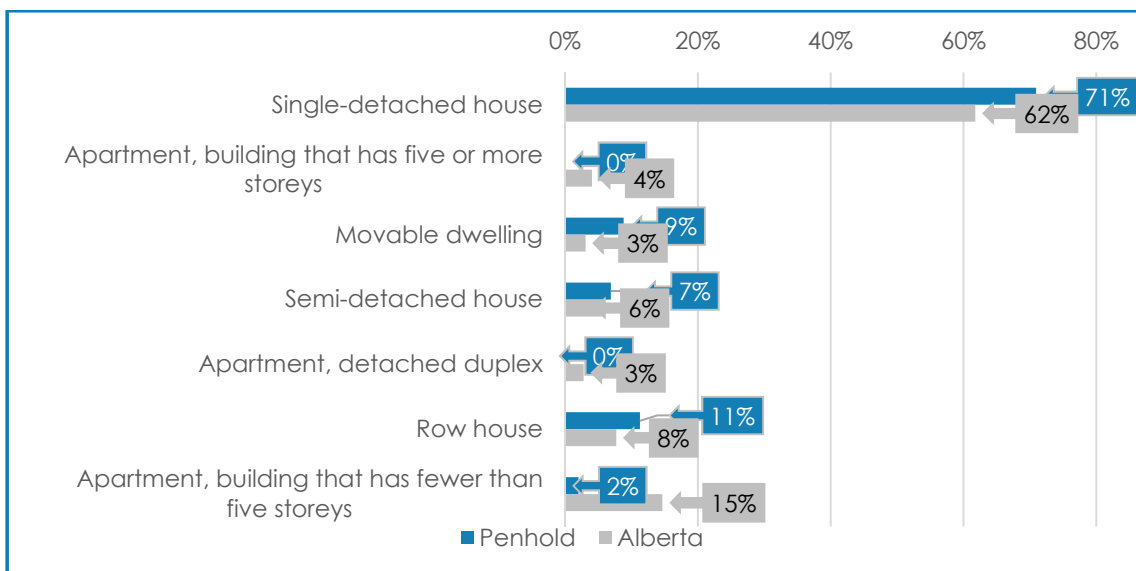
Penhold offers residents a lower average price for homes and a slightly lower cost of shelter but less variety in housing stock, compared to Alberta (See Table 6 and Figure 6).

Table 6: Households and Dwelling Attainability, 2018

Housing Characteristics	Penhold	Alberta
Total number of private households	1,462	1,680,258
Average value of dwelling \$	\$390,224	\$574,171
Median value of dwellings (\$)	\$372,282	\$502,293
Average number of rooms per dwelling	6.29	6.52
Average number of persons in private households	2.69	2.63
Owned	85%	72%
Rented	15%	27%
Median monthly shelter costs for rented dwellings	\$1,408	\$1,298
Average monthly shelter costs for rented dwellings	\$1,487	\$1,399
Spending 30% or more of household total income on shelter costs	17%	21%

Source: McSweeney & Associates from Manifold Data Mining Inc. SuperDemographics. 2019

Figure 6: Occupied Dwellings by Structure Type, 2019



Source: McSweeney & Associates from Manifold Data Mining Inc. SuperDemographics. 2019

3.3 Mobility Characteristics



Mobility characteristics refers to the status of a person with regards to the place of residence. Residents in Penhold are more likely to change place of residence (measured by movers—see footnotes) within one or five years, compared to the rest of the province. Penhold also has a higher percentage of migrants, compared to Alberta. Estimates indicate that migrants that move to Penhold tend to be relocating from within the province rather than outside of Alberta or Canada (Table 7).

Table 7: Mobility Rates, 2019

Characteristics	Penhold	Penhold	Alberta
Total population	3,860	100.0%	100.0%
Non-movers ²	3,140	81%	84.3%
Movers ³	720	19%	15.7%
Non-migrants ⁴	121	3%	10.2%
Migrants ⁵	599	16%	5.5%
Internal migrants	572	15%	4.4%
Intra-provincial migrants	513	13%	3.2%
Interprovincial migrants	59	2%	1.2%
External migrants	27	1%	1.2%
Mobility status – place of residence status five years ago			
Total population	3,520	100%	94.7%
Non-movers	1,574	41%	51.8%
Movers	1,946	50%	42.8%
Non-migrants	391	10%	23.1%
Migrants	1,554	40%	19.7%
Internal migrants	1,540	40%	14.5%
Intra-provincial migrants	1,277	33%	8.6%
Interprovincial migrants	263	7%	5.8%
External migrants	14	0%	5.2%

Source: McSweeney & Associates from Manifold Data Mining Inc. SuperDemographics 2019.

² Non-movers are persons who, on Census Day, were living at the same address as the one at which they resided one year earlier.

³ Movers are persons who, on Census Day, were living at a different address from the one at which they resided one year earlier.

⁴ Non-migrants are movers who, on Census Day, were living at a different address, but in the same census subdivision (CSD) as the one they lived in one year earlier.

⁵ Migrants are movers who, on Census Day, were residing in a different CSD one year earlier (internal migrants) or who were living outside Canada one year earlier (external migrants).

3.4 Language Characteristics

Table 8 indicates knowledge of Canada's official languages. At least 99.9% of residents in Penhold speak English, which is above the provincial figure. Only 3.3% of the population speaks both official languages (versus 6.6% in Alberta).



Table 8: Knowledge of Official Languages, 2019

Characteristics	Penhold	Penhold	Alberta
Total population	3,938	100.0%	100.0%
English only	3,803	96.6%	91.8%
French only	0	0.0%	0.1%
English and French	128	3.3%	6.6%
Neither English nor French	6	0.0%	1.5%

Source: McSweeney & Associates from Manifold Data Mining Inc. SuperDemographics 2019.

Moreover, Table 9 illustrates the most common languages outside of the official languages of Canada.

Table 9: Most Common Non-Official Languages Spoken, 2019

Characteristics	Penhold	Penhold %
Total population that speaks non-official languages	161	100%
Spanish	52	32%
German	32	20%
Dutch	18	11%
Tagalog (Pilipino, Filipino)	24	15%
Polish	13	8%


Source: McSweeney & Associates from Manifold Data Mining Inc. SuperDemographics 2019.

3.5 Level of Education



Figure 7 and Table 12 illustrate Educational Attainment for residents ages 25 to 64. Approximately, 31% completed only high school, while 54% reached post-secondary education. University level was reached by 10% of the population, 10% of which corresponds to attaining an education at the Bachelor level.

Figure 7: Educational Attainment, Age Group 25-64, 2019



Source: McSweeney & Associates from Manifold Data Mining Inc. SuperDemographics 2019.

Table 10: Educational Attainment, 2019

Characteristics ⁶	Penhold	Penhold	Alberta
Total population 25 to 64 years	2,313	100.0%	2,563,539
No certificate, diploma or degree	344	15%	10.8%
Secondary (high) school diploma or equivalency certificate	725	31%	25.1%
Postsecondary certificate, diploma or degree	1,244	54%	64.1%
Apprenticeship or trades certificate or diploma	367	16%	10.5%
Trades certificate or diploma other than Certificate of Apprenticeship or Certificate of Qualification	98	4%	3.0%
Certificate of Apprenticeship or Qualification	269	12%	7.5%
College, CEGEP or other non-university certificate or diploma	561	24%	21.9%
University certificate or diploma below bachelor level	79	3%	3.2%
University degree at Bachelor level or above	237	10%	28.4%
Bachelor's degree	228	10%	20.2%
University certificate or diploma above Bachelor level	0	0%	1.4%

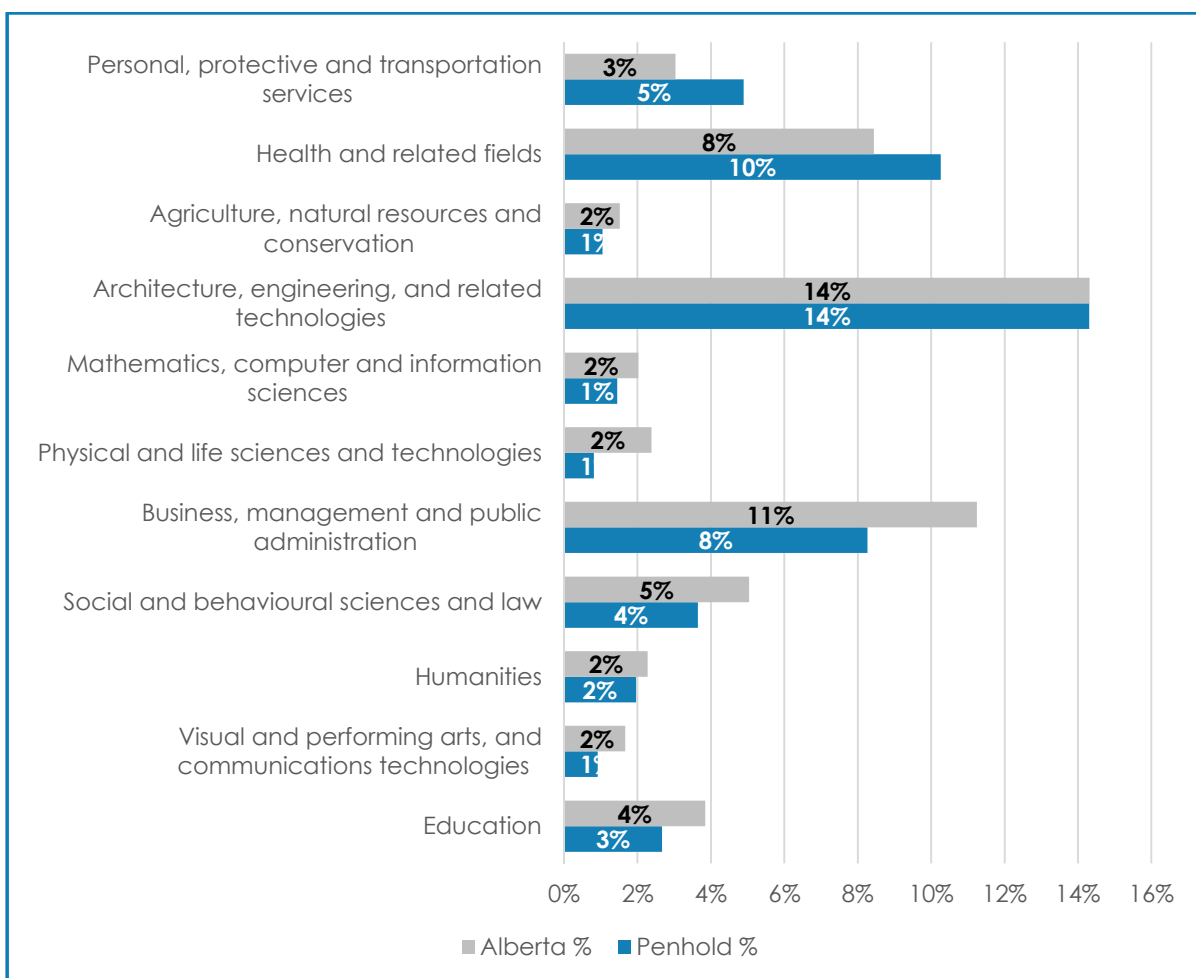
Source: McSweeney & Associates from Manifold Data Mining Inc. SuperDemographics 2019.

⁶ By highest certificate, diploma or degree obtained may not add up to 100% due to nested categories

Major Field of Study are coded based on the Classification of Instructional Programs (CIP)⁷ 2016 for the population aged 15 years and over in private households. It is collected for the highest certificate, diploma or degree above the high school or secondary school level.

Figure 8 illustrates the major fields of study at the highest level, 1-digit CIP code. Architecture, engineering and related technologies is the most prominent field of study, locally and provincially.

Figure 8: Major Field of Study, Population Aged 15 Years or Older, 2019



Source: McSweeney & Associates from Manifold Data Mining Inc. SuperDemographics 2019.

⁷ Classification of Instructional Programs (CIP) Canada 2016:
<https://www.statcan.gc.ca/eng/subjects/standard/cip/2016/introduction>

The following table breaks down the major fields of study into more specific programs, that is, the fields of study groupings to the 2-digit CIP level. Table 11 provides a more specific breakdown of skills supply locally.

Table 11: Major Field of Study, Population Aged 15 Years or Older, 2019

Description	Total	Female	Male
Total population aged 15 years and over in private households.	2,964	1,489	1,475
No postsecondary certificate, diploma or degree	1475	673	802
51. Health professions and related programs	277	250	27
52. Business, management, marketing and related support services	184	160	24
47. Mechanic and repair technologies/technicians	141	2	139
46. Construction trades	97	0	97
12. Personal and culinary services	95	65	30
13. Education	79	68	11
48. Precision production	67	0	67
15. Engineering technologies and engineering-related fields	66	0	66
44. Public administration and social service professions	61	49	11
22. Legal professions and studies	46	45	0
39. Theology and religious vocations	44	15	29
11. Computer and information sciences and support services	43	30	13
14. Engineering	41	0	41
19. Family and consumer sciences/human sciences	35	35	0
50. Visual and performing arts	27	14	13
31. Parks, recreation, leisure and fitness studies	27	27	0
43. Security and protective services	27	14	14
01. Agriculture, agriculture operations and related sciences	23	6	17
49. Transportation and materials moving	23	0	23
09. Communication, journalism and related programs	14	7	7
42. Psychology	14	4	10
30.01 Biological and physical sciences	14	7	7
04. Architecture and related services	13	12	0
41. Science technologies/technicians	10	0	10
03. Natural resources and conservation	8	0	8
23. English language and literature/letters	7	5	2
24. Liberal arts and sciences, general studies and humanities	7	0	7
10. Communications technologies/technicians and support services	0	0	0
16. Aboriginal and foreign languages, literatures and linguistics	0	0	0
30A Interdisciplinary humanities	0	0	0
38. Philosophy and religious studies	0	0	0
54. History	0	0	0
55. French language and literature/letters	0	0	0
05. Area, ethnic, cultural, gender, and group studies	0	0	0

Source: McSweeney & Associates from Manifold Data Mining Inc. SuperDemographics 2019. Note that since these are estimates, the male and female tally does not always add up to the Total

4. LABOUR FORCE

4.1 Key Indicators

Penhold is home to a labour force of 2,266 persons strong. As shown in Table 12, the participation and employment rates are higher than that of Alberta. The unemployment rate is comparable to that of the province.



Table 12: Labour Force Characteristics, 2019

Characteristic	Penhold	Alberta
Total population 15 years and over	2,964	3,650,941
In the labour force	2,266	2,621,208
Employed	2,102	2,435,085
Unemployed:	164	186,123
Not in the labour force	698	1,029,732
Participation rate	76.5	71.8
Employment rate	70.9	66.7
Unemployment rate	7.2	7.1

Source: McSweeney & Associates from Manifold Data Mining Inc. SuperDemographics 2019.

Using a gender and age filter to view the labour force (Table 13) shows that young females (ages 15 to 24), are driving the unemployment rate.

Table 13: Labour Force Characteristics by Age and Gender, 2019

Population 15 to 24 years old:						
	Penhold			Alberta		
	Total	Male	Female	Total	Male	Female
Participation rate (%)	79.03	84.78	74.26	65.6	65.7	65.5
Employment rate (%)	70.29	80.5	61.83	57.5	56.5	58.6
Unemployment rate (%)	11.05	5.05	16.73	12.3	14.0	10.5
Population 25 years and over:						
	Penhold			Alberta		
	Total	Male	Female	Total	Male	Female
Participation rate (%)	76.03	79.87	72.12	72.9	78.8	67.1
Employment rate (%)	71.03	70.68	71.4	68.3	73.9	62.8
Unemployment rate (%)	6.57	11.5	3.5	6.3	6.2	6.4

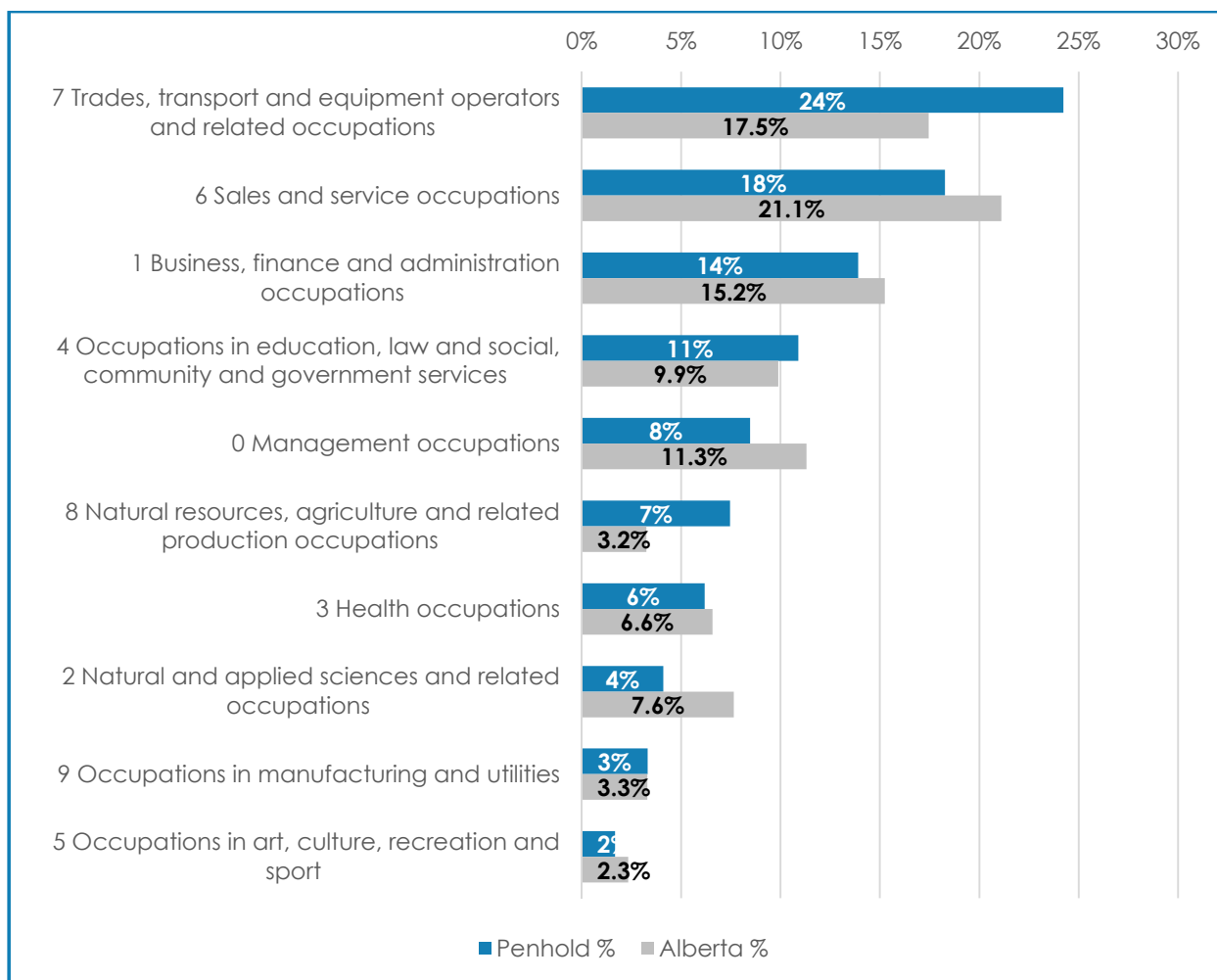
Source: McSweeney & Associates from Manifold Data Mining Inc. SuperDemographics 2019.



4.2 Labour Force by Occupation

Occupation refer to the kind of work performed by a person as determined by the description of the main activities in their job. The occupation data is produced according to the National Occupation Classification⁸ system. Figure 9 and Table 16 illustrate Penhold's labour force makeup by occupation at the 1 and 2-digit NOCS levels, respectively.

Figure 9: Labour Force by Occupation by 1-digit NOCS Code, 2019



Source: McSweeney & Associates from Manifold Data Mining Inc. SuperDemographics 2019.

¹⁰Occupation data are produced according to the NOC 2016:
<http://noc.esdc.gc.ca/English/noc/welcome.aspx?ver=16>

Table 14: Labour Force by Occupation, by 2-digit NOCS code, 2019

2-Digit National Occupational Classification (NOC) 2016	Penhold Count	Penhold %	Alberta %
Total population 15 and older	2,266	100%	100%
Occupation - not applicable	35	2%	2%
All occupations	2231	98%	98%
00 Senior management occupations	23	1%	1%
01-05 Specialized middle management occupations	38	2%	3%
06 Middle management occupations in retail and wholesale trade and customer services	94	4%	4%
07-09 Middle management occupations in trades, transportation, production and utilities	38	2%	4%
11 Professional occupations in business and finance	41	2%	3%
12 Administrative and financial supervisors and administrative occupations	107	5%	5%
13 Finance, insurance and related business administrative occupations	26	1%	1%
14 Office support occupations	77	3%	4%
15 Distribution, tracking and scheduling co-ordination	65	3%	2%
21 Professional occupations in natural and applied sciences	32	1%	4%
22 Technical occupations related to natural and applied sciences	61	3%	3%
30 Professional occupations in nursing	53	2%	2%
31 Professional occupations in health (except nursing)	30	1%	1%
32 Technical occupations in health	25	1%	2%
34 Assisting occupations in support of health services	32	1%	2%
40 Professional occupations in education services	30	1%	3%
41 Professional occupations in law and social, community and government services	55	2%	2%
42 Paraprofessional occupations in legal, social, community and education services	63	3%	2%
43 Occupations in front-line public protection services	13	1%	1%
44 Care providers and educational, legal and public protection support occupations	86	4%	2%
51 Professional occupations in art and culture	4	0%	1%
52 Technical occupations in art, culture, recreation and sport	34	2%	2%
62 Retail sales supervisors and specialized sales	48	2%	2%
63 Service supervisors and specialized service	48	2%	3%



Town of Penhold 2019 Community Profile

2-Digit National Occupational Classification (NOC) 2016	Penhold Count	Penhold %	Alberta %
64 Sales representatives and salespersons - Wholesale and retail trade	80	4%	4%
65 Service representatives and other customer and personal services occupations	85	4%	4%
66 Sales support occupations	69	3%	3%
67 Service support and other service occupations	83	4%	5%
72 Industrial, electrical and construction trades	202	9%	7%
73 Maintenance and equipment operation trades	139	6%	3%
74 Other installers, repairers and servicers and material handlers	20	1%	1%
75 Transport and heavy equipment operation and related maintenance occupations	146	6%	5%
76 Trades helpers, construction labourers and related	42	2%	2%
82 Supervisors and technical occupations in natural resources, agriculture and related production	106	5%	1%
84 Workers in natural resources, agriculture and related production	31	1%	1%
86 Harvesting, landscaping and natural resources labourers	31	1%	1%
92 Processing, manufacturing and utilities supervisors and central control operators	30	1%	1%
94 Processing and manufacturing machine operators and related production workers	25	1%	1%
95 Assemblers in manufacturing	7	0%	0%
96 Labourers in processing, manufacturing and utilities	14	1%	1%

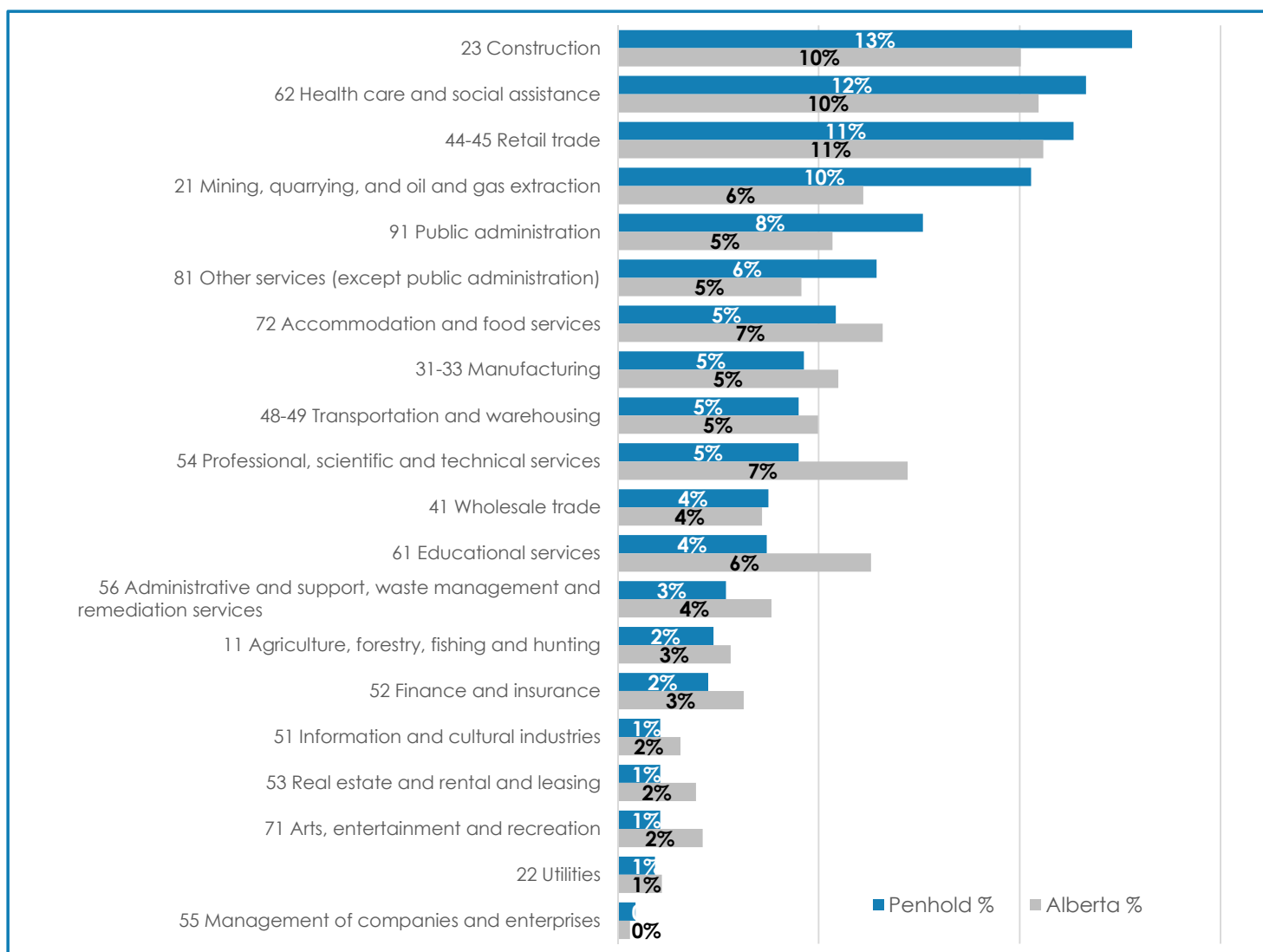
Source: McSweeney & Associates from Manifold Data Mining Inc. SuperDemographics 2019.

4.3 Labour Force by Industry



The total labour force population, aged 15 years and over, can be classified by Industry based on the North American Industry Classification System (NAICS) ⁹. As shown in Table 15, the largest percentage of the labour force is employed in Construction (13%) industries, health care (12%) and Mining, quarrying, and oil and gas extraction (11%).

Table 15: Labour Force by Industry, 2019



Source: McSweeney & Associates from Manifold Data Mining Inc. SuperDemographics 2019.

⁹ North American Industry Classification System:
<http://www23.statcan.gc.ca/imdb/p3VD.pl?Function=getVD&TVD=118464>

4.4 General Wages by Occupation

Below is a list of the highest paying occupations in Penhold for 2019.



Table 16: General Wages by Occupation¹⁰

Description	2018 Avg. Hourly Wages	2018 Median Hourly Wages	2018 Median Wages
Senior management occupations	\$52.57	\$48.71	\$101,323.97
Middle management occupations in trades, transportation, production and utilities	\$48.36	\$47.73	\$99,272.59
Specialized middle management occupations	\$48.43	\$47.36	\$98,511.97
Professional occupations in natural and applied sciences	\$49.45	\$47.25	\$98,288.15
Professional occupations in nursing	\$42.54	\$44.41	\$92,375.45
Professional occupations in health (except nursing)	\$42.02	\$44.36	\$92,259.08
Occupations in front-line public protection services	\$41.42	\$41.92	\$87,184.93
Professional occupations in education services	\$38.97	\$39.42	\$82,002.07
Processing, manufacturing and utilities supervisors and central control operators	\$39.51	\$38.12	\$79,297.20
Supervisors and technical occupations in natural resources, agriculture and related production	\$39.42	\$37.50	\$78,007.64
Professional occupations in law and social, community and government services	\$35.78	\$35.67	\$74,187.22
Professional occupations in business and finance	\$37.33	\$35.66	\$74,176.14
Technical occupations related to natural and applied sciences	\$37.42	\$35.32	\$73,475.39
Maintenance and equipment operation trades	\$34.58	\$33.89	\$70,481.36
Industrial, electrical and construction trades	\$32.41	\$32.14	\$66,853.46
Middle management occupations in retail and wholesale trade and customer services	\$34.79	\$32.11	\$66,792.64
Technical occupations in health	\$31.80	\$31.55	\$65,623.96
Workers in natural resources, agriculture and related production	\$29.27	\$27.43	\$57,055.65
Administrative and financial supervisors and administrative occupations	\$28.39	\$26.70	\$55,529.71
Transport and heavy equipment operation and related maintenance occupations	\$27.62	\$26.54	\$55,210.94
Professional occupations in art and culture	\$28.81	\$25.55	\$53,150.54
Retail sales supervisors and specialized sales occupations	\$27.29	\$25.41	\$52,853.91

¹⁰ For more wage rates please visit:
www.jobbank.gc.ca/LMI_report_area.do?&area=29315&reportOption=wage



Town of Penhold 2019 Community Profile

Description	2018 Avg. Hourly Wages	2018 Median Hourly Wages	2018 Median Wages
Finance, insurance and related business administrative occupations	\$25.63	\$23.88	\$49,662.78
Distribution, tracking and scheduling co-ordination occupations	\$24.07	\$22.98	\$47,804.22
Care providers and educational, legal and public protection support occupations	\$24.08	\$22.48	\$46,765.12
Other installers, repairers and servicers and material handlers	\$24.03	\$22.19	\$46,159.38
Processing and manufacturing machine operators and related production workers	\$23.17	\$21.50	\$44,720.07
Trades helpers, construction labourers and related occupations	\$23.46	\$21.34	\$44,394.99
Assisting occupations in support of health services	\$22.29	\$21.27	\$44,238.58
Office support occupations	\$21.95	\$21.14	\$43,979.24
Harvesting, landscaping and natural resources labourers	\$22.85	\$20.69	\$43,025.68
Sales representatives and salespersons - wholesale and retail trade	\$22.14	\$20.09	\$41,780.71
Technical occupations in art, culture, recreation and sport	\$22.21	\$20.07	\$41,743.15
Assemblers in manufacturing	\$21.45	\$19.86	\$41,313.01
Paraprofessional occupations in legal, social, community and education services	\$21.55	\$19.58	\$40,733.95
Labourers in processing, manufacturing and utilities	\$19.90	\$19.27	\$40,087.03
Service supervisors and specialized service occupations	\$17.79	\$16.18	\$33,647.67
Service representatives and other customer and personal services occupations	\$17.67	\$16.17	\$33,639.68
Service support and other service occupations, n.e.c.	\$16.44	\$15.14	\$31,496.45
Sales support occupations	\$15.64	\$14.09	\$29,309.90

Source: EMSI 2019.Q1



4.5 Place of Work



Tables 19 and 20 provide information on persons reporting a “usual place of work other than in their home or outside of Canada”, and reveals the following regarding labour force commuting:

- More than half (93%) of the Penhold labour force works outside of the community. Most residents that work outside the community commute to Red Deer City and County
- More than half (75%) of the persons working in Penhold are not residents in Penhold. Most of the non-residents working in Penhold live in Red Deer City or County

Table 17: Where Penhold Resident Labour Force Works, 2016

Place of Work	Total	Male	Female
Red Deer, CY	665	220	440
Red Deer County, MD	190	100	90
Innisfail, T	145	85	65
Penhold, T	85	30	60
Lacombe County, MD	35	30	10
Calgary, CY	25	25	0
Blackfalds, T	20	20	0
Total workforce with a usual place of work residing in Penhold	1,165	510	665
Total resident labour force with a usual place of work outside Penhold	1,080	480	605
Percent of residents declaring a place of work outside Penhold	93%	94%	91%

Source: Statistics Canada, 2016 Census of Population, Statistics Canada Catalogue no. 98-400-X2016325.

Table 18: Place of Residence for Persons Working in Penhold, 2016

Place of Residence / Place of Work	Total	Male	Female
Red Deer, CY	130	95	35
Red Deer County, MD	100	50	50
Penhold, T	85	30	60
Innisfail, T	20	15	10
Total persons with a usual place of work in Penhold	335	190	155
Total non-resident workforce commuting to work in Penhold	250	160	95
Percent of workers (non-residents) commuting to work in Penhold	75%	84%	61%

Source: Statistics Canada, 2016 Census of Population, Statistics Canada Catalogue no. 98-400-X2016325.



5. TRANSPORTATION AND SHIPPING

5.1 Highways



Penhold is situated between several major highways including Highway 2A, Highway 42 and Highway 2, all of which provide access into the community. Highway 2 is the main North-South Highway in Alberta, which provides access to both the Southern border, as well as Western Alberta, the Canamex Trade Corridor and British Columbia and its tidewater, linking Canada to East Asia markets.

Average Annual Daily Traffic (AADT) Counts 2018:

Highway 2A: From 19th Street (Red Deer) to HWY 42
Distance (km): 11 km
Weighted Annual Average Daily Traffic (AADT): 9,690

Highway 2: From Gaetz Ave Exit (red Deer) to Mackenzie Rd
Distance (km): 13.5 km
Weighted Annual Average Daily Traffic (AADT): 38,310

Highway 2: From Mackenzie Rd to HWY 592 / HWY 42
Distance (km): 6 km
Weighted Annual Average Daily Traffic (AADT): 35,620

Highway 592: From Range road 10 (HWY 781) to HWY 2A
Distance (km): 15.5 km
Weighted Annual Average Daily Traffic (AADT): 1,810

Highway 42: From HWY 2A to HWY 2
Distance (km): 4 km
Weighted Annual Average Daily Traffic (AADT): 2,470

Highway 42: From HWY 2 to HWY 816
Distance (km): 22 km
Weighted Annual Average Daily Traffic (AADT): 2,460

Highway 2A: From HWY 592 / HWY 42 to Township RD 360
Distance (km): 11 km
Weighted Annual Average Daily Traffic (AADT): 3,940

Highway 2: From HWY 42 to HWY 590 (Innisfail)
Distance (km): 15.5 km
Weighted Annual Average Daily Traffic (AADT): 34,140

Highway 791: From HWY 2 to HWY 590
Distance (km): 14.5 km
Weighted Annual Average Daily Traffic (AADT): 370

Source: <http://www.transportation.alberta.ca/mapping/>

The Town includes, within its borders, Highway 11. Highway 2 is the main north-south highway in Alberta, connecting the county to various urban centres, and border crossings as specified below:

Table 19: Distance to Major Urban Centres

Distance to Major Urban Centres		
Location	Distance (km)	Distance (miles)
Red Deer	16	10
Calgary	130	81
Edmonton	167	104
Lethbridge	334	208
Medicine Hat	398	61
Fort McMurray	608	378

Source: McSweeney & Associates from Google Maps

Table 20: Distance to Major US Border Crossings

Distance to Major US Border Crossings		
Border Crossing	Distance (km)	Distance (miles)
Carway (Hwy 2)	380	236
Del Bonita (Hwy 2)	409	254
Sweetgrass (Hwy 4)	442	275
Aden (Hwy 1)	509	316

Source: McSweeney & Associates from Google Maps



Penhold Going Green – Town installs solar panels on roof of Reginal Multiplex building



5.2 Rail Services

The nearest commercial rail services are Edmonton and Calgary, which are serviced by both CN Rail and Canadian Pacific. Red Arrow operates a bus line connecting Red Deer to passenger trains in Edmonton.

VIA Rail and Red Arrow Bus

The closest VIA Rail station is in the City of Edmonton. There is a Red Arrow Bus that connects Red Deer to Edmonton VIA Rail services -

<https://www.viarail.ca/en>

<https://www.redarrow.ca/red-deer-departures>

CN Rail

CN Rail runs east and west in the eastern part of Penhold. Near Red Deer it connects with main lines going north and south or further east. While there is no official station, there are companies along the line in the county that have drop-off and loading docks. CN provides shippers with more options and greater reach in the rapidly expanding market for north-south trade.

Closest CN Intermodal Station (with speed gate)

Edmonton, AB
12311 – 184th Street NW, T5V 1T3
Phone: 1-866-896-6601
Mon-Sun: 24 hours daily

Canadian Pacific

CP has numerous routing options across Canada and through the U.S. as well as excellent North American reach through gateways with all Class I railways. CP has extensive Canadian and U.S. short line partners and serves to lead Atlantic and Pacific port facilities.

Canadian Head Office:

Gulf Canada Square
401 9 Avenue SW, Suite 500
Calgary, AB
T2P 4Z4
Web: www.cpr.ca/

Closest Transload Facility:

Edmonton TFR
6040 - 99 Street
Edmonton, AB
Phone: 403-319-6476

Closest Intermodal Facility:

Edmonton Intermodal
Terminal
10155 – 39 Ave NW
Edmonton, AB
Phone: 1-888-333-8111

5.3 Airports

Penhold has access to two international airports within 1.5 hours drive time: Edmonton International Airport and Calgary International Airport. The regional airports that serve Penhold are listed below.




Table 21: Regional Airports

Name	Location
Edmonton International Airport	1000 Airport Rd, Edmonton International Airport, AB T9E 0V3 Code: YEG Elevation: 723 m Phone: (780) 890-8900
Calgary International Airport	Address: 2000 Airport Rd NE, Calgary, AB T2E 6W5 Code: YYC Elevation: 1,084 m Phone: (403) 735-1200
Red Deer Airport	Address: 3801 Airport Dr, Springbrook, AB T4S 2E8 Code: YQF Elevation: 905 m Phone: (403) 886-4388
Lacombe Airport	Address: 3910 63 Ave, Lacombe, AB T4L 0E5 Elevation: 848 m Phone: (403) 896-7175
Ponoka Industrial (Labrie Field) Airport	Address: Ponoka County, AB T0C 0Y0 Elevation: 814 m Phone: (403) 704-4114
Rimbey Airport	Address: Rimbey, AB T0C 2J0 Elevation: 903 m Phone: (403) 886-4547
Innisfail Airport	Address: Markerville, AB T0M 1M0 Elevation: 920 m
Rocky Mountain House Airport	Address: Penhold, AB T0M 0C0 Code: YRM Elevation: 989 m Phone: (403) 845-4742

Source: McSweeney & Associates from Google Maps

6. TAXES AND UTILITIES

This section describes the taxes (local, provincial and federal), cost of water and sewer connections, waste management sites, and natural gas and electricity rates.



6.1 Local Property Tax Rates

Table 22: Local Property Tax Rates, 2019

	2018 Rate – Combined (Town, County and Education)		
	Municipal	School Rates	Machinery and Equipment
Residential	9.3	2.801	/
Non-residential	12.077	4.021	/
Farmland	/	/	/

Source: Town of Penhold



6.2 Water/Wastewater and Waste Management Service Fees



	Residential	Institutional/Commercial/Multi-Family (more than 2 meters on 1 unit)
Water		
Fixed charge per (unit / meter)	\$13.00	\$20.00
Storm charge	\$4.25	\$4.25
Per cubic meter (m ³)	\$1.39	\$1.39
Sewer (based on water consumption)		
Fixed charge	\$11.00	\$10.50
Per cubic meter (m ³)	\$3.47	\$3.60

Source: <http://rdcounty.ca/158/Waste-Management-Facilities>



The following table provides hours of operation and tipping fees for the waste management facility.

Table 23: Landfill and Tipping Fees

Waste Management Fees 2019 - Red Deer Waste Management Facility		
Materials for Disposal	Rate per Tonne	Minimum Charge
Solid Waste (includes: residential waste, commercial waste, construction and demolition waste)	\$75.00	\$7.00
Special Waste (waste requiring special handling e.g. asbestos) Please note: 24 hours notice is required for Special Waste. Phone 403-340-BLUE (2583)	\$95.00	\$95.00
Recyclable Materials	Rate per Tonne	Minimum Charge
<ul style="list-style-type: none"> - Yard Waste (including grass, garden waste, branches and leaves) - White Wood Pallets, White Dimensional Lumber, and Evergreen Branches - Unpainted Gypsum Drywall - Scrap Metal (including propane tanks and white good appliances - an additional flat fee of \$25 will be charged for appliances containing Freo 	\$63.50	\$7
Asphalt Shingles	\$75.00	
Flat fee for appliances containing Freon (refrigerators, freezers, air conditioners, water coolers, etc.)	\$25/item (in addition to rate per tonne)	
<ul style="list-style-type: none"> - Household Hazardous Waste - Residential Paint Products - Electronic Waste - Tires 	No charge	No charge

Sources: <https://reddeercounty.civicweb.net/filepro/documents/13112?preview=35074>

6.3 Federal and Provincial Income Tax Rates

Table 24: Corporate Taxes – General Corporation (2019 – 2020)

Combined Federal and Provincial – Non-Canadian Controlled	2019	2020
General/Manufacturing and Processing/Investment	25.0%	25.0%
General; Active Business Income	26.5%	26.5%

Source: McSweeney & Associates from <https://home.kpmg/content/dam/kpmg/ca/pdf/2019/04/substantively-enacted-income-tax-rates-for-gen-corp-for-2019-and-beyond.pdf>

Table 25: Corporate Taxes – Canadian Controlled (2019 – 2020)

Combined Federal and Provincial - Canadian Controlled	2019	2020
Small Business Income (less than \$500,000)	11.0%	11.0%
General; Active Business Income	27.0%	27.0%
Manufacturing and Processing/Investment	25.0%	25.0%

Source: McSweeney & Associates from <https://home.kpmg/content/dam/kpmg/ca/pdf/2019/04/substantively-enacted-income-tax-rates-for-ccpc-for-2019-and-beyond.pdf>

Table 26: Sales Tax, Alberta

Sales Tax	2019
Federal GST (sales tax)	5%
Provincial GST (sales tax)	0%

Source: <https://www.taxtips.ca/salestaxes/sales-tax-rates-2019.htm>

Table 27: Personal Income Tax, 2017-2018

Tax Rate	Tax Bracket (2017)	Tax Bracket (2018)
10%	Up to \$126,625	Up to \$128,145
12%	\$126,625.01 to \$151,950	\$128,145.01 to \$153,773
13%	\$151,950.01 to \$202,600	\$153,773.01 to \$205,031
14%	\$202,600.01 to \$303,900	\$205,031.01 to \$307,547
15%	\$303,900.01 and up	\$307,547.01 and up


Source Government of Alberta: <https://www.alberta.ca/personal-income-tax.aspx>

6.4 Electricity

Fortis is the provider of the electrical infrastructure, but there are numerous retailers that residents and businesses may purchase their services from.

[Click here for a complete list of retailer and price comparisons.](#)

[\(https://ucahelps.alberta.ca/\)](https://ucahelps.alberta.ca/)



Service Provider: FortisAlberta

320 - 17 Avenue SW
Calgary, AB, T2S 2V1
Phone: 403-310-8043

Table 28: Commercial Rates

Small General Service	Transmission Component	Distribution Component	Total Distribution Tariff
For the first 6.575 kWh /kW of Capacity/day	0.5626¢/kWh	1.323¢/kWh	1.8856¢/kWh
All additional kWh	All additional kWh 0.5626¢/kWh	—	0.5626¢/kWh
For the first 2 kW of Capacity	\$0.2407¢/kW-day	\$0.53738¢/kW-day	\$0.77808/kW-day
All additional kW of Capacity	\$0.2407¢/kW-day	\$0.27355¢/kW-day	\$0.51425/kW-day
Oil and Gas Service	Transmission Component	Distribution Component	Total Distribution Tariff
Service Charge for the first 3 kW of Capacity y	\$0.2972¢/kW-day	\$0.85004¢/kW-day	\$1.14724/kW-day
For the next 12 kW of Capacity	\$0.2972¢/kW-day	\$0.61202¢/kW-day	\$0.90922/kW-day
For all additional kW of Capacity greater than 15 kW	\$0.2972¢/kW-day	\$0.57835¢/kW-day	\$0.87555/kW-day
For all kWh delivered	0.5701¢/kWh	—	0.5701¢/kWh

Source: Fortis Alberta: https://www.fortisalberta.com/docs/default-source/default-document-library/2019-april-rates-options-riders.pdf?sfvrsn=ab359f1b_4#page=11&zoom=100.0.158



Town of Penhold 2019 Community Profile

Table 29: General and Large Service Rates, 2019

General Service	Transmission Component	Distribution Component	Total Distribution Tariff
Charge for the first 50 kW of Capacity	\$0.12305¢/kW-day	\$0.24768¢/kW-day	\$0.37073/kW-day
For the next 450 kW of Capacity	\$0.12305¢/kW-day	\$0.11115¢/kW-day	\$0.23420/kW-day
For all kW of Capacity greater than 500 kW	\$0.12305¢/kW-day	\$0.08493¢/kW-day	\$0.20798/kW-day
For all kWh delivered	0.5759¢/kWh	—	0.5759¢/kWh
Large Service	Transmission Component	Distribution Component	Total Distribution Tariff
Service Charge	—	\$20.35¢/day	\$20.35/day
For all kW of Capacity	\$0.10636¢/kW-day	\$0.02045¢/kW-day	\$0.12681/kW-day
For each Contract kilometer	—	\$17.79¢/km-day	\$17.7900/km-day
For all kWh delivered	0.5588¢/kWh	—	0.5588¢/kWh
For all kW of Peak Metered Demand	\$0.23467¢/kW-day	—	\$0.23467/kW-day

Source: Fortis Alberta: https://www.fortisalberta.com/docs/default-source/default-document-library/2019-april-rates-options-riders.pdf?sfvrsn=ab359f1b_4#page=11&zoom=100,0,158

7. DEVELOPMENT RELATED FEES



7.1 Building and Development Planning Fees

Table 30: Building and Development Planning Fees

Development Permits	Fee (last updated 2015)
Commercial/Industrial / Public Buildings (0 to 500 m ²)	\$175.00
501 – 2000 m ²	\$225.00
2001 m ² over	\$275.00
Sheds and Decks in Res	\$75.00
All other Districts	\$175.00
Variance Applications	
Residential Districts (not incl. MPC)	\$100.00
All other Districts (not incl. MPC)	\$175.00
Discretionary Use –Develop. Officer	\$100.00
Home Occupation	\$100.00
Demolition	\$100.00
Wood stove	\$750.00
Manufactured Homes – transport	\$100.00

Source: https://www.townofpenhold.ca/assets/PnD/PnD_Fee_Schedule.pdf





Town of Penhold 2019 Community Profile

Building	Fee (last updated 2015)
Residential	\$5.50/\$1,000 of construction value
Non-Residential (Includes Inspection Fees)	\$7.50/\$1,000 of derived internal construction value based on square footage (min. \$75)

Source: https://www.townofpenhold.ca/assets/PnD/PnD_Fee_Schedule.pdf

Safety Codes	Fee (last updated 2015)
Set by Safety Codes Council -	\$4.50 min fee or 4% of Permit Fee cost - \$560 max

Source: https://www.townofpenhold.ca/assets/PnD/PnD_Fee_Schedule.pdf

Inspections	Fee (last updated 2015)
Single Family	\$480.00
Accessory Building (over 100ft ²)*	\$90.00
Multi-Family	\$480.00 + \$225/unit
Mobile/Manufactured Home	\$320.00
Commercial, Industrial and Miscellaneous Projects	Price to be determined on an individual basis. Not to exceed 0.6% of the estimated construction value.
Costs for single/additional inspections	\$100.00

*Sheds that are (9.5 m²) 102.26 ft² or less in size with a maximum height of 2.5 m (8ft.) or less do not require a permit.

Source: https://www.townofpenhold.ca/assets/PnD/PnD_Fee_Schedule.pdf

Plan Amendment	Fee (last updated 2015)
Municipal Development Plan	\$2,000.00
Area Structure Plan/ Area Redevelopment Plan (text only)	\$1,000.00
Area Structure Plan – Map or Map & text	\$1,500.00
Land Use Bylaw Amendments (minor)	\$1,000.00
Land Use Bylaw Amendments (major)	\$2,000.00
Outline Plans (new or major amendments)	\$2,000.00
Outline Plan (minor amendments not requiring Public Meeting)	\$1,000.00

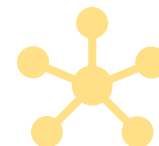
Source: https://www.townofpenhold.ca/assets/PnD/PnD_Fee_Schedule.pdf

Other	Fee (last updated 2015)
Basement Development	\$165.00
Compliance letters (including land use zoning confirmation)	\$50.00/ unit
Express Service – (within 2 days)	Double regular fee
Municipal Planning Commission	\$275.00
Significant Landscaping & Excavating	\$325.00
Utility Service for new home	\$300.00 / unit
Subdivision and Development Appeal	\$275.00
Research Fee	\$50.00
Sign Permits	\$100.00 / sign
Encroachment Agreement	\$275.00 + legal fees
Maps – Large Scale	\$25.00 / each
Title Search	\$25.00
Advertisement	\$50.00
D&P Administration Fee	\$30.00
Extension of Time Fee	\$50.00
Construction commencing prior to issuance of any Permit	Double the permit fee

Source: https://www.townofpenhold.ca/assets/PnD/PnD_Fee_Schedule.pdf



8. BUSINESS SUPPORT PROGRAMS AND SERVICES



8.1 National and Provincial Support Organizations

The following organizations support businesses by facilitating commercialization, workforce development, research and development, export growth and, raising capital funding. For a complete list of funding, grants and tax credits available to businesses locating in Penhold please visit the [Appendix](#) at the end of this document.

Table 31: Nation-Wide Business Support

Federal Programs/Agencies	
Name	URL
Industry Canada: Information for Businesses	https://www.canada.ca/en/services/business.html
Canadian Chamber of Commerce	http://www.chamber.ca/
Invest in Canada	https://www.international.gc.ca/investors-investisseurs/index.aspx?lang=eng
Futurpreneur Canada	http://www.futurpreneur.ca/en/
Business Development Bank of Canada	https://www.bdc.ca/en/pages/home.aspx
Canada Business Network	https://www.canada.ca/en/services/business.html
Export Development Canada	http://www.edc.ca/en/Pages/default.aspx
Innovation, Science and Economic Development Canada	http://www.ic.gc.ca/eic/site/icgc.nsf/eng/home
Human Resources and Skills Development Canada: Jobs and Training	https://www.canada.ca/en/services/jobs.html
National Research Council of Canada	https://nrc.canada.ca/en
Fundica	https://www.fundica.com/
CoopZone	http://www.coopzone.coop/
Tools and Financing for Aboriginal Business	https://www.ccab.com/tfab/
Indigenous Business Services	https://canadabusiness.ca/programs/aboriginal-business-development-services-1/
Start Up Canada	https://www.startupcan.ca/

Source: McSweeney & Associates

8.2 Local/Regional Support



Below is a list of agencies at the local/regional level involved in business support and development. This is only a subset of the institutions; more can be found here:

Government of Alberta Small Business Resources:

<https://smallbusiness.alberta.ca/>

Table 32: Local, Regional and Provincial Business Support Networks

Local/Regional/Provincial Programs/Agencies	
Name	URL
Central Alberta Economic Partnership	https://caepalberta.com/
Inno-Tech Alberta	https://innotechalberta.ca/
The Business Link	https://businesslink.ca/
Alberta Women Entrepreneurs	https://canadabusiness.ca/programs/alberta-women-entrepreneurs-1/
Community Futures East Parkland	http://eastparkland.albertacf.com/frontpage
Alberta Chambers of Commerce, AB	http://www.abchamber.ca/
Albert Innovates	https://albertainnovates.ca/
Penhold and District Chamber of Commerce	https://www.Penholdchamber.ca/
Western Economic Diversification Canada	https://www.canada.ca/en/western-economic-diversification.html
Catapult Entrepreneurs	https://www.catapultentrepreneurs.ca/
Alberta's agri-food industry	https://investalberta.ca/industry-profiles/agri-foods/
Red Deer & District Chamber of Commerce	http://www.reddeerchamber.com/
Red Deer Downtown Business Association	http://www.downtownreddeer.com/
Central Alberta Access Prosperity	https://accessprosperity.ca/

Source: McSweeney & Associates, Penhold.

8.3 Education and Training



The following are only a subset of the many recognized universities and colleges in the region.

Post-secondary Institutions		
Institution Name	Key Programs	Location/contact
CDI College - Red Deer	Focus on business, hospitality, marketing logistics and supply chain management; health and legal administration	5000 Gaetz Ave, Red Deer, AB T4N 6C2 1 800-889-1712
Bredin College	Medical Office Assistant with Unit Clerk; Continuing Education; Computerized Accounting	5010 - 43 Street, Red Deer, AB T4N 6H2 Phone: 403-967-1070
Rocky Community Learning Council	Literacy, high school upgrading, accounting and Microsoft software programs, part of the Campus Central Alberta network which has online diploma and certificate programs	4934 50 St, Rocky Mountain House, AB T4T 1G7 (403) 845-3276 https://www.rockyclc.ab.ca/
Burman University	35 major or track choices in bachelor's degree programs in their Division of Arts, Division of Science, School of Business, and School of Education.	6730 University Dr, Lacombe, AB T4L 2E5 (403) 782-3381
Red Deer College	RDC offers more than 100 different credit programs, housed in seven Schools: trades, certificates, diplomas, graduate certificates and applied degrees	100 College Blvd, Red Deer, AB T4N 5H5 (403) 342-3300
Olds College	Delivers a variety of certificate, diploma and applied degree options as well as trades and apprenticeship training.	4500 50 St, Olds, AB (403) 556-8281

Source: McSweeney and Associates

A comprehensive list of Alberta colleges and universities can be found here: <http://www.collegealberta.info/>

8.4 Financial and Real Estate Institutions

Financial Institutions:



ATB Financial

1350 Robinson Ave Bay 2,
Penhold, AB T0M 1R0
(403) 886-7833
atb.com



Real Estate Institutions



Century 21 Advantage

#905, 4747 - 67th Street, Red Deer,
AB T4N 6H3
(403) 346-0021

RE/MAX COMPASS

4303 50th Street, Innisfail, AB, T4G 1B6
(403) 227-5571

Royal Carpet Realty Ltd.

4448 - 33 Street, Red Deer, AB T4N
0N4
(403) 342-7700

Royal LePage Network Realty Corp

#6, 3608 50th Avenue, Red Deer, AB,
T4N 3Y6
(403) 346-8900

8.5 Local Media

Table 33: Radio

Media	Frequency
Shine FM – CKRD-FM (Red Deer)	90.5 FM
Sunny 94 – CKRD-FM (Lacombe)	94.1 FM
Real Country 95.5 – CKGY-FM (Red Deer)	95.5 FM
98.9 Zed FM – CIZZ-FM (Red Deer)	98.9 FM
CBC Radio 2 – CBR-FM-1 (Calgary)	99.9 FM
X100.7 – CKRI-FM (Red Deer)	100.7 FM
KRAZE 101.3 - CKIK-FM (Red Deer)	101.3 FM
CBC Radio Music	102.5 FM
Ici Radio-Canada Première – CHFA-FM-2 (Edmonton)	103.5 FM
Big 105 – CHUB-FM (Red Deer)	105.5 FM
106.7 The Drive – CFDV-FM (Red Deer)	106.7 FM
CKUA – CKUA-FM-6 (Edmonton)	107.7 FM

Source: McSweeney and Associates



Table 34: Newspaper, Print or Online

Newspapers	Frequency
Red Deer Advocate	https://www.reddeeradvocate.com

Source: McSweeney and Associates



8.6 Communications Infrastructure

Table 35: Communications Infrastructure

Cable Services	
Name of Provider	
	Shaw Communications
	Telus
	Rogers
	Bell Canada
Internet Provider	
	Shaw Communications
	Bell Canada
	Telus
	Vmedia
	Xplorenet
	Primus
Phone Services	
	Shaw
	Rogers
	Bell Canada
	TELUS

Source: Penhold



9. QUALITY OF LIFE

9.1 Lifestyle

The community of Penhold has a booming housing sector and is a fast-growing community. The community has comprehensive healthcare and social assistance system, as well as a variety of facilities and programs to support recreation and wellbeing.



9.2 Health Service



The following is a list of available health services in the community:

Penhold Medical Clinic

1380 Robinson Ave #3, Penhold, AB T0M 1R0
(403) 573-4828

Innisfail Health Centre

5023 42 St, Innisfail, AB T4G 1A9
(403) 227-7800

<https://www.albertahealthservices.ca/findhealth/facility.aspx?id=1000315>

Red Deer Regional Hospital

3942 50a Ave, Red Deer, AB T4N 4E7
Phone: (403) 343-4422
Number of beds: 345

<https://www.albertahealthservices.ca/findhealth/facility.aspx?id=1000342>





9.3 Community Protection Services

Table 36: Protective Services

Protective Services		
Service	Service Provider	Contact Information
Police	Royal Canadian Mounted Police (RCMP) - Innisfail	4904 45 Ave, Innisfail, AB T4G 1S6 (403) 227-3342 or 911
Police	Royal Canadian Mounted Police (RCMP) – Red Deer South	4602 51 Ave, Red Deer, AB T4N 1R7 (403) 406-2300 or 911
Fire	Penhold Fire Department	1001 Minto St, Penhold, AB T0M 1R0 (403) 886-4553
Fire	Springbrook Firehall	6400 Airport Dr, Springbrook, AB T4S 0E2 (403) 343-6667
Ambulance	Town of Innisfail Ambulance	4411 49 St, Innisfail, AB T4G 1P3 911
Emergency Shelters / Resource Centres		
Shelter/Resource	Service Provider	Contact
Family Service Centre	Penhold Senior Resource Centre	3001 Minto St, Penhold, AB T0M 1R0 (403) 886-2999
Daycare	Penhold School Aged Care Program	105 Newton Dr, Penhold, AB T0M 1R0 (403) 886-2416
Daycare	Little Wonders Child Day Care and Learning Centre	2 Hawkrige Blvd #108, Penhold, AB T0M 1R0
Daycare	Community TIES Society	Aberdeen St, Penhold, AB T0M 1R0

Source: McSweeney & Associates and the Penhold



9.4 Education

Table 37: Elementary and Secondary Schools

Elementary and Secondary Schools		
Name	Address	Contact:
Penhold Elementary School	1500 Fleming Ave, Penhold, AB T0M 1R0	(403) 886-4390
Jessie Duncan Elementary School	105 Newton Dr, Penhold, AB T0M 1R0	(403) 886-2233
Penhold Crossing Secondary School	1B Waskasoo Avenue, Penhold, AB T0M 1R0	(403) 886-8604

Source: Town of Penhold





9.5 Recreational Facilities

Table 38: Recreation, Culture and Sports Facilities

Recreation Facilities	
Name	Address/details
Community Centers	
Lincoln Street Recreation Centre	144 Lincoln Street / During the winter months the community can have free access to the outdoor rink. The facility includes a kitchen area which consists of a stove, microwave, fridge and washrooms. The outdoor rink is ready for use. Open daily from 10:00am to 9:30pm. The facility is available for rental year-round. Contact: 403-886-3260.
Community Halls	
Penhold Memorial Hall	1123 Fleming Avenue / This multipurpose centre has a comfortable seating capacity of 250 and boasts a large, commercial kitchen, a practical stage, hardwood dance floor, sound system with a cordless microphone, a designated bar area, large covered deck and ample parking. The roomy hall and extra amenities make it the ideal place for most special events.
Sports Facilities	
Penhold Athletic Park	Ball Diamond and multiple soccer pitches. Contact: (403) 886-3260
Multiple Soccer Pitches	1 Waskasoo Avenue, Contact: 403-886-3260
Parks and Trails	
Hawkridge Blvd. Park	The Hawkridge Boulevard Park is located on the North side of Hawkridge Boulevard. The park consists of green spaces, a walking path and a large playground.
Critters Corner	Inclusive Playground located in the south west of Penhold, behind Mann Drive and Robinson Avenue.
Hayter Street Park	Hayter Street park is located directly behind Hayter Street. This is a very large green space ideal for picnics, soccer, or even a modified game of baseball. Currently the park is home to the community gardens.
Penhold Splash Park	The Penhold Splash Park project was a collaborative effort led by the Town of Penhold. The land for the Splash Park was donated by the Town of Penhold. Donations were made by Red Deer and District Foundation, Alberta Lotteries-Community Initiatives, and other various companies and individuals listed on the sign at the Splash Park. The splash park has a recycled rubber surface which was made possible through a grant from Alberta Recycling. The theme of the Splash Park is based on trains as they are a big part of Penhold's history.
Tranquility Park	Located on Lincoln Street, beside Jesse Duncan School, the Splash Park offers a much needed break from the summer heat. Children can enjoy playing in the various water apparatuses while parents supervise.
Windsor Park	Located between 88 Robinson Avenue and Hwy 2A 25 years ago the Penhold & District Lions Club put a playground in this area. The Sprecher Family donated the land for this playground

Source: Town of Penhold

9.6 Local Events



The area hosts the following events/festivals on a reoccurring basis:

- ❖ Winterfest – February
- ❖ Easter Extravaganza – March/April
- ❖ Canada Day – July
- ❖ Fall Festival – September
- ❖ Halloween Spktacular – October
- ❖ Remembrance Day – November
- ❖ Community Christmas – November



Penhold Fall Festival
Sept 6-8, 2019

SEPT 06
Friday 6:00 - 10:00 p.m.
Outside: Midway - Bouncey Castles - Food
Inside Gym: Live Music by COLE MALONE- Bouncy Castles
Soccer Assoc BBQ - Craft Beer, Wine & Spirits Festival

SEPT 07
8:30 - 10:30 Memorial Hall Pancake Breakfast sponsored by ATB
11:00 - PARADE
1:00 - 9:00 Midway & Food Trucks + Museum Society BBQ & ice cream
1:00 - 4:00 GYM - Kids Corner sponsored by Church of Hope
1:00 - 4:00 LOBBY - Face Painting
1:00 - 3:00 LIBRARY Hat Making
5:00 - 9:00 LOBBY - CTRL+V (Virtual Reality Games)
9:00 - FIREWORKS (south of Multiplex)
ALL DAY - Adult Hockey & Soccer tournaments

SEPT 08
11:00 - 4:00 GYM Home Grown Market
1:30 - 3:30 ARENA - Free Family Skate
Hockey Tournament Flnals & Soccer Tournament Finals

WWW.TOWNOFPENHOLD.CA

APPENDIX: FEDERAL AND PROVINCIAL ECONOMIC DEVELOPMENT SUPPORT PROGRAMS

Capital	Web
AgriCompetitiveness Program	http://www.agr.gc.ca/eng/programs-and-services/agricompetitiveness-program/?id=1517335776475
Canada Small Business Financing Program - Industry Canada	http://www.ic.gc.ca/eic/site/csbfppfec.nsf/eng/Home
Futurpreneur Canada Newcomer Program	https://www.futurpreneur.ca/en/get-started/financing-and-mentoring/newcomer/
Investments in Forest Industry Transformation	http://www.nrcan.gc.ca/forests/federal-programs/13139
Metis Voyageur Development Fund	http://www.mvdf.ca/
SD Tech Fund	https://www.sdtc.ca/en/apply/funds/
Strategic Innovation Fund: Stream 2	http://www.ic.gc.ca/eic/site/125.nsf/eng/home
Aboriginal Economic Partnerships Program (AEPP)	https://www.alberta.ca/aboriginal-economic-partnerships-program.aspx
Alberta Investor Tax Credit (AITC)	https://www.alberta.ca/alberta-investor-tax-credit.aspx
Capital Investment Tax Credit (CITC)	https://www.alberta.ca/capital-investment-tax-credit.aspx
Alberta Innovates - Clean Technology Business Innovation (CTBI) Voucher Program	https://albertainnovates.ca/funding-clean-technology/climate-change-innovation-and-technology-framework-ccitf/#CTD
Alberta Enterprise Corporation	http://www.alberta-enterprise.ca/
CIP Project-Based grant	https://www.alberta.ca/cip-project-based-grant.aspx
CIP Operating grant	https://www.alberta.ca/cip-operating-grant.aspx



Town of Penhold 2019 Community Profile

CIP Major Cultural and Sport Events grant	https://www.alberta.ca/cip-major-cultural-sport-events-grant.aspx
Western Diversification Program	https://www.wd-deo.gc.ca/eng/301.asp
Economic Development Initiative	https://www.wd-deo.gc.ca/eng/11564.asp

Community Development	Web
Tourism Growth Innovation Fund	https://www.alberta.ca/tourism-growth-innovation-fund.aspx
Project Macro Grant	https://www.alberta.ca/project-macro-grant.aspx
Project Micro Grant	https://www.alberta.ca/project-micro-grant.aspx
Engagement operating grant program	https://open.alberta.ca/publications/engagement-operating-grant-program-guidelines
Leadership and certification operating grant program guidelines	https://open.alberta.ca/publications/leadership-and-certification-operating-grant-program-guidelines
Alberta Blue Cross - Healthy Communities Grant	https://www.ab.bluecross.ca/aboutus/healthy-communities-grant.php
Alberta Indigenous Solar Program	http://indigenous.alberta.ca/AISP.cfm
Alberta Municipal Water/Wastewater Partnership (AMWWP)	http://www.transportation.alberta.ca/2719.htm
First Nations Development Fund Grant Program	http://indigenous.alberta.ca/FNDF-Grant-Program.cfm
Alberta Community Resilience Program	http://aep.alberta.ca/water/programs-and-services/alberta-community-resilience-program/default.aspx

Commercialization	Web
Canadian Technology Accelerators	http://www.international.gc.ca/trade-commerce/cta-atc/index.aspx?lang=eng
AgrilInnovate Program	http://www.agr.gc.ca/eng/programs-and-services/agriinnovate-program/?id=1515682916298
CDMN Soft Landing Program	https://cdmn.ca/program/soft-landing
Industrial Research Assistance Program (IRAP) - National Research Council Canada	http://www.nrc-cnrc.gc.ca/eng/ibp/irap/about/index.html
Investments in Forest Industry Transformation	http://www.nrcan.gc.ca/forests/federal-programs/13139
SD Tech Fund	https://www.sdtc.ca/en/apply/funds/
Aboriginal Business and Entrepreneurship Development	https://canadabusiness.ca/programs/aboriginal-business-and-entrepreneurship-development-1/
Alberta Innovates - Cross Sectoral Investments (Alberta Innovation Voucher and Micro-Voucher Programs)	https://albertainnovates.ca/funding-entrepreneurial-investments/alberta-innovation-voucher/
Alberta Innovates - Cross Sectoral Investments (Product Demonstration Program)	https://albertainnovates.ca/funding-entrepreneurial-investments/product-demonstration-program/
Alberta Innovates - Cross Sectoral Investments (Alberta-Jalisco Innovation and Commercialization Program)	https://albertainnovates.ca/funding-entrepreneurial-investments/alberta-china/
Strategic and international technology partnerships	https://www.alberta.ca/strategic-international-technology-partnerships.aspx
Alberta Innovates - Clean Technology Commercialization Program	https://albertainnovates.ca/funding-clean-technology/climate-change-



Town of Penhold 2019 Community Profile

	innovation-and-technology-framework-ccitf/#CTD
Canadian Agricultural Partnership: Products to Markets	https://cap.alberta.ca/CAP/program/MARKETS_SMALL
Canadian Agricultural Partnership: Value-Added Products to Markets	https://cap.alberta.ca/CAP/program/MARKETS_LARGE
Alberta-Europe Technology Collaboration Fund	http://www.gccir.ca/alberta-europe-collaboration-fund/

Media (Digital and Other)	Web
Canadian Media Fund	http://www.cmf-fmc.ca/funding-programs/convergent-stream/
Canadian Film or Video Production Services Tax Credit (PSTC)	https://www.canada.ca/en/canadian-heritage/services/funding/cavco-tax-credits/film-video-production-services.html
Theatre Individual Project Funding	https://www.affta.ab.ca/funding/find-funding/theatre-individual-project-funding-0
Major Arts Presenters Operating Funding	https://www.affta.ab.ca/funding/find-funding/major-arts-presenters-operating-funding
Emerging Curator Fellowship	https://www.affta.ab.ca/funding/find-funding/emerging-curator-fellowship
Visual Arts and New Media Individual Project Funding	https://www.affta.ab.ca/funding/find-funding/visual-arts-and-new-media-individual-project-funding
Public Art Galleries Operating Funding	https://www.affta.ab.ca/funding/find-funding/public-art-galleries-operating-funding
Film and Video Arts Scholarship	https://www.affta.ab.ca/funding/find-funding/film-and-video-arts-scholarship
Indigenous Arts Individual Project Funding	https://www.affta.ab.ca/funding/find-funding



Town of Penhold 2019 Community Profile

Professional Performing Arts Organizations Operating Funding	https://www.affta.ab.ca/funding/find-funding/professional-performing-arts-organizations-operating-funding
Provincial Arts Service Organizations Operating Funding	https://www.affta.ab.ca/funding/find-funding/provincial-arts-service-organizations-operating-funding
Film and Video Individual Project Funding	https://www.affta.ab.ca/funding/find-funding/film-and-video-individual-project-funding
Arts Presenting Project Funding	https://www.affta.ab.ca/funding/find-funding/arts-presenting-project-funding
Community Support Organizations Operating Funding	https://www.affta.ab.ca/funding/find-funding/community-support-organizations-operating-funding
Organizations: Arts Project Funding	https://www.affta.ab.ca/funding/find-funding/organizations-arts-project-funding
Music Individual Project Funding	https://www.affta.ab.ca/funding/find-funding/music-individual-project-funding
Dance Individual Project Funding	https://www.affta.ab.ca/funding/find-funding/dance-individual-project-funding
Indigenous Arts Projects for Organizations	https://www.affta.ab.ca/funding/find-funding/indigenous-arts-projects-organizations
Screen-based Production Grant	https://www.alberta.ca/screen-based-production-grant.aspx
Alberta Project Script Development Grant	https://www.alberta.ca/alberta-project-script-development-grant.aspx
Post-Production, Visual Effects and Digital Animation Grant (PPG)	https://www.alberta.ca/post-production-visual-effects-digital-animation-grant.aspx



Town of Penhold 2019 Community Profile

Cultural Industry Support
Organizations Operating Grant

<https://www.alberta.ca/cultural-industry-support-organizations-operating-grant.aspx>

Cultural Industry Organizations Project
Grant

<https://www.alberta.ca/cultural-industry-organizations-project-grant.aspx>

Energy	Web
Canadian Industry Program for Energy Conservation (CIPEC)	http://www.nrcan.gc.ca/energy/efficiency/industry/cipec/5153
IESO Conservation Fund	http://www.ieso.ca/get-involved/funding-programs/conservation-fund/cf-overview
ecoENERGY Efficiency for Industry Program: ISO 50001	http://www.nrcan.gc.ca/energy/efficiency/industry/financial-assistance/5387
Save on Energy	https://www.saveonenergy.ca/Business.aspx
SD Tech Fund	https://www.sdte.ca/en/apply/funds/
Alberta Indigenous Community Energy Program	http://indigenous.alberta.ca/AICEP.cfm
Alberta Innovates - Clean Energy (Clean Technology)	https://albertainnovates.ca/funding-clean-technology/
Alberta Innovates - Clean Energy (Advanced Hydrocarbons)	https://albertainnovates.ca/funding-advanced-hydrocarbons/
Alberta Innovates - Water and Land (Tailings Management)	https://albertainnovates.ca/funding/water-and-land/tailings-management/
Petrochemicals Diversification Program	https://www.alberta.ca/chemicals-diversification-program.aspx
Coal Community Transition Fund	https://www.alberta.ca/coal-community-transition-fund.aspx
Alberta Innovates - Clean Energy (Advanced Hydrocarbons)	https://albertainnovates.ca/funding-advanced-hydrocarbons/



Town of Penhold 2019 Community Profile

Alberta Innovates - Clean Technology Facilities Support Program	https://albertainnovates.ca/funding-clean-technology/climate-change-innovation-and-technology-framework-ccitf/#CTD
Alberta Indigenous Solar Program	https://www.alberta.ca/alberta-indigenous-solar-program.aspx

Export	Web
Canadian Commercial Corporation (CCC)	http://www.ccc.ca/
New Exporters to Border States (NEBS)	http://www.canadabusiness.ca/eng/program/2229/
CanExport Program	http://international.gc.ca/canexport/index.aspx?lang=eng
Expanding Market Opportunities Program	http://www.nrcan.gc.ca/forests/federal-programs/13133
Export Market Access - A Global Expansion Program	http://exportaccess.ca/en/home
Going Global Innovation	http://tradecommissioner.gc.ca/funding-financement/ggi-vmi/index.aspx?lang=eng
Alberta Innovates - Cross Sectoral Investments (Industry Associates Programs)	https://albertainnovates.ca/funding-entrepreneurial-investments/export-readiness-voucher/
Alberta Innovates - Cross Sectoral Investments (Export Readiness Micro-Voucher program)	https://albertainnovates.ca/funding-entrepreneurial-investments/industry-associates-program/
SME Export Support Fund	https://www.alberta.ca/export-support-fund.aspx
Value-Added Products to Markets	https://cap.alberta.ca/CAP/program/MARKETS_LARGE

Human Resources and Training	Web
------------------------------	-----



Town of Penhold 2019 Community Profile

Apprenticeship Job Creation Tax Credit - Canada Revenue Agency	http://www.cra-arc.gc.ca/tx/ndvdl/tpcs/ncm-tx/rtrn/cmpltng/ddctns/lns409-485/412/jctc-eng.html
Canada Summer Jobs	https://www.canada.ca/en/employment-social-development/services/funding/canada-summer-jobs.html
Canadian Institutes of Health Research	http://www.cihr-irsc.gc.ca/e/37788.html
Concierge Service - Government of Canada	http://concierge.portal.gc.ca/about-us
Industrial Research Assistance Program (IRAP) - National Research Council Canada	http://www.nrc-cnrc.gc.ca/eng/ibp/irap/about/index.html
MITACS Accelerate	http://www.mitacs.ca/accelerate
MITACS Elevate	https://www.mitacs.ca/en/programs/elevate/program-details
NSERC CRD	http://www.nserc-crsng.gc.ca/Professors-Professeurs/RPP-PP/CRD-RDC_eng.asp
Skills Link Program	http://www.servicecanada.gc.ca/eng/epb/yi/yep/newprog/skillslink.shtml
Youth Employment Program - National Research Council Canada	http://www.nrc-cnrc.gc.ca/eng/irap/services/youth_initiatives.html
Alberta Innovates - Cross Sectoral Investments (Alberta Entrepreneurship Incubator Program)	https://albertainnovates.ca/funding-entrepreneurial-investments/entrepreneur-incubator/
Alberta Innovates - Clean Technology Development (CTD) program	https://albertainnovates.ca/funding-clean-technology/climate-change-innovation-and-technology-framework-ccitf/#CTD
Alberta Innovates - Clean Technology Networks Program	https://albertainnovates.ca/funding-clean-technology/climate-change-innovation-and-technology-framework-ccitf/#CTD



Town of Penhold 2019 Community Profile

Alberta Innovates - Clean Technology Facilities Support Program	https://albertainnovates.ca/funding-clean-technology/climate-change-innovation-and-technology-framework-ccitf/#CTD
Tourism Entrepreneurship Startup Seminar	https://www.alberta.ca/tourism-entrepreneurship-programs.aspx/
Tourism Entrepreneurial Support	https://www.alberta.ca/diversifying-economy.aspx#toc-4
Youth Agriculture Education	https://cap.alberta.ca/CAP/program/YOUTH_EDUCATION
Canada-Alberta Job Grant	https://www.alberta.ca/canada-alberta-job-grant.aspx
Summer Temporary Employment Program (STEP)	https://www.alberta.ca/step.aspx
Training for Work programs	https://www.alberta.ca/training-work-programs.aspx
Indigenous Tourism	https://www.alberta.ca/indigenous-tourism.aspx
Leadership and certification operating grant program guidelines	https://open.alberta.ca/publications/leadership-and-certification-operating-grant-program-guidelines
Indigenous Relations' (IR) First Nations Consultation Capacity Investment Program	http://indigenous.alberta.ca/documents/FNCCIP-Overview.pdf?0.7253097766318577

Research and Development	Web
AgriInnovation Program	http://www.agr.gc.ca/eng/programs-and-services/agriinnovate-program/?id=1515682916298
AgriScience Program	http://www.agr.gc.ca/eng/programs-and-services/agriscience-program-projects/?id=1516993063537
Canada Foundation for Innovation	http://www.innovation.ca/en/OurFunds



Town of Penhold 2019 Community Profile

Canadian Institutes of Health Research	http://www.cihr-irsc.gc.ca/e/37788.html
Canadian International Innovation Program (CIIP)	http://tradecommissioner.gc.ca/funding-financement/ciip-pcii/index.aspx?lang=eng
Communications Research Centre Canada - Industry Canada	http://www.crc.gc.ca/eic/site/069.nsf/eng/h_00022.html
Automotive Partnership Canada	http://www.apc-pac.ca/index_eng.asp
Canada Foundation for Innovation	https://www.innovation.ca/awards/innovation-fund
Canadian Institutes of Health Research	https://www.sdrc.ca/en/funding/funds/nextgen
College and Community Innovation Program & Applied Research and Development Grants	http://www.nserc-crsng.gc.ca/Professors-Professeurs/RPP-PP/ARD-RDA_eng.asp
Industrial Research Assistance Program (IRAP) - National Research Council Canada	http://www.cra-arc.gc.ca/sred/
MITACS Accelerate	http://ito.ic.gc.ca/eic/site/ito-oti.nsf/eng/h_00022.html
New Directions Research Program - OMAFRA	http://ito.ic.gc.ca/eic/site/ito-oti.nsf/eng/h_00837.html
NSERC Engage R&D	http://www.nrc-cnrc.gc.ca/eng/irap/services/youth_initiatives.html
Collaborative Technology Development and Demonstration Stream	http://www.ic.gc.ca/eic/site/125.nsf/eng/00002.html
Aboriginal Business and Entrepreneurship Development	https://canadabusiness.ca/programs/aboriginal-business-and-entrepreneurship-development-1/
Alberta Innovates - Bio Sector - Guest Speaker Support Program	https://albertainnovates.ca/funding-prion/guest-speaker-support-program/

Alberta Innovates - Clean Energy (Advanced Hydrocarbons)	https://albertainnovates.ca/funding-advanced-hydrocarbons/
Alberta Innovates - Clean Energy (Clean Technology)	https://albertainnovates.ca/funding-clean-technology/
Alberta Innovates - Cross Sectoral Investments (Alberta Innovation Voucher and Micro-Voucher Programs)	https://albertainnovates.ca/funding-entrepreneurial-investments/alberta-innovation-voucher/
Alberta Innovates - Cross Sectoral Investments (Alberta Small Business Research and Innovation Initiative)	https://albertainnovates.ca/funding-entrepreneurial-investments/asbiri/
Alberta Innovates - Cross Sectoral Investments (Export Readiness Micro-Voucher program)	https://albertainnovates.ca/funding-entrepreneurial-investments/industry-associates-program/
Alberta Innovates - Clean Technology Development (CTD) program	https://albertainnovates.ca/funding-clean-technology/climate-change-innovation-and-technology-framework-ccitf/#CTD
Alberta Innovates - Clean Technology Commercialization Program	https://albertainnovates.ca/funding-clean-technology/climate-change-innovation-and-technology-framework-ccitf/#CTD
Alberta Innovates - Clean Technology Facilities Support Program	https://albertainnovates.ca/funding-clean-technology/climate-change-innovation-and-technology-framework-ccitf/#CTD
Alberta Innovates - Clean Technology Large-Scale Demonstration and Innovative Deployment Program	https://albertainnovates.ca/funding-clean-technology/climate-change-innovation-and-technology-framework-ccitf/#CTD
Value-Added Products to Markets	https://cap.alberta.ca/CAP/program/MARKETS_LARGE
Strategic Research and Development Grant Program	https://www1.agric.gov.ab.ca/genera/progserv.nsf/All/pgmsrv460
Tourism Growth Innovation Fund	https://www.alberta.ca/tourism-growth-innovation-fund.aspx

Alberta-Ontario Innovation Program

<http://www.ace-ontario.org/programs/industry-academic-collaboration/albertaontario>

Source: McSweeney & Associates

Innovation	Web
Alberta Innovates - Bio Sector - New Collaborations (Prion)	https://albertainnovates.ca/funding-prion/new-collaborations/
Going Global Innovation	http://tradecommissioner.gc.ca/funding-financement/ggi-vmi/index.aspx?lang=eng
Build in Canada Innovation Program (BCIP)	https://buyandsell.gc.ca/initiatives-and-programs/build-in-canada-innovation-program-bcip/overview-of-bcip
Canada Periodical Fund	http://canada.pch.gc.ca/eng/1458744331821
OMF - Music Industry Development	http://www.omdc.on.ca/music/the_ontario_music_fund/music_industry_development.htm
Canadian International Innovation Program (CIIP)	https://www.tradecommissioner.gc.ca/funding-financement/ciip-pcii/index.aspx?lang=eng
MaRS Catalyst Fund	https://www.marsdd.com/funding/mars-catalyst-fund/
Connect to Innovate	https://www.canada.ca/en/innovation-science-economic-development/programs/computer-internet-access/connect-to-innovate.html
Matching Investment Fund - Canadian Dairy Commission (CDC)	http://www.milkingredients.ca/index-eng.php?id=127
Centre of Excellence in Next Generation Networks (CENGN)	http://www.nce-rce.gc.ca/NetworksCentres-

	CentresReseaux/CECR-CECR/CENGN_eng.asp
Canada's new superclusters	http://www.ic.gc.ca/eic/site/093.nsf/eng/00016.html
Bioenterprise Seed Funding	http://www.bioenterprise.ca/index.cfm?page=seedfund_on
Alberta Innovates - Bio Sector - IDEal Program (Prion)	https://albertainnovates.ca/funding-prion/ideal-program/
Alberta Innovates - Bio Sector - Alberta Bio Future	https://albertainnovates.ca/funding-alberta-bio-future/
Alberta Innovates - Health Innovations - Training and Early Career Development	https://albertainnovates.ca/funding-health-innovations/
Alberta Innovates - Clean Energy (Advanced Hydrocarbons)	https://albertainnovates.ca/funding-advanced-hydrocarbons/
Alberta Innovates - Clean Energy (Clean Technology)	https://albertainnovates.ca/funding-clean-technology/
Alberta Innovates - Cross Sectoral Investments (Alberta Small Business Research and Innovation Initiative)	https://albertainnovates.ca/funding-entrepreneurial-investments/asbiri/
Alberta Innovates - Cross Sectoral Investments (Product Demonstration Program)	https://albertainnovates.ca/funding-entrepreneurial-investments/product-demonstration-program/
Alberta Innovates - Cross Sectoral Investments (Alberta-China International Technology Partnership Program)	https://albertainnovates.ca/funding-entrepreneurial-investments/alberta-china/
Alberta Innovates - Cross Sectoral Investments (Alberta-China International Technology Partnership Program)	https://albertainnovates.ca/funding-entrepreneurial-investments/alberta-jalisco/
Strategic and international technology partnerships	https://www.alberta.ca/strategic-international-technology-partnerships.aspx
Alberta Innovates - Clean Technology Development (CTD) program	https://albertainnovates.ca/funding-clean-technology/climate-change-

	innovation-and-technology-framework-ccitf/#CTD
Alberta Innovates - Clean Technology Commercialization Program	https://albertainnovates.ca/funding-clean-technology/climate-change-innovation-and-technology-framework-ccitf/#CTD
Alberta Innovates - Clean Technology Facilities Support Program	https://albertainnovates.ca/funding-clean-technology/climate-change-innovation-and-technology-framework-ccitf/#CTD
Alberta Innovates - Clean Technology Large-Scale Demonstration and Innovative Deployment Program	https://albertainnovates.ca/funding-clean-technology/climate-change-innovation-and-technology-framework-ccitf/#CTD
Alberta Innovates - Water and Land (Land and Biodiversity)	https://albertainnovates.ca/funding/water-and-land/land-and-biodiversity/
Alberta Innovates - Water and Land (Tailings Management)	https://albertainnovates.ca/funding/water-and-land/tailings-management/
Irrigation Efficiency	https://cap.alberta.ca/CAP/program/IRR_EFFICIENCY
Alberta-Europe Technology Collaboration Fund	http://www.gccir.ca/alberta-europe-collaboration-fund/
Visitor Services Innovation Fund	https://www.alberta.ca/visitor-services-innovation-fund.aspx
Economic Development Initiative	https://www.wd-deo.gc.ca/eng/11564.asp

Environment	Web
Alberta Community Resilience Program	http://aep.alberta.ca/water/programs-and-services/alberta-community-resilience-program/default.aspx
SD Tech Fund	https://www.sdtc.ca/en/apply/funds/



Town of Penhold 2019 Community Profile

Alberta Innovates - Clean Energy (Advanced Hydrocarbons)	https://albertainnovates.ca/funding-advanced-hydrocarbons/
Alberta Innovates - Cross Sectoral Investments (Alberta Innovation Voucher and Micro-Voucher Programs)	https://albertainnovates.ca/funding-entrepreneurial-investments/alberta-innovation-voucher/
Alberta Innovates - Clean Technology Development (CTD) program	https://albertainnovates.ca/funding-clean-technology/climate-change-innovation-and-technology-framework-ccitf/#CTD
Alberta Innovates - Clean Technology Commercialization Program	https://albertainnovates.ca/funding-clean-technology/climate-change-innovation-and-technology-framework-ccitf/#CTD
Alberta Innovates - Clean Technology Business Innovation (CTBI) Voucher Program	https://albertainnovates.ca/funding-clean-technology/climate-change-innovation-and-technology-framework-ccitf/#CTD
Alberta Innovates - Clean Technology Facilities Support Program	https://albertainnovates.ca/funding-clean-technology/climate-change-innovation-and-technology-framework-ccitf/#CTD
Alberta Innovates - Clean Technology Large-Scale Demonstration and Innovative Deployment Program	https://albertainnovates.ca/funding-clean-technology/climate-change-innovation-and-technology-framework-ccitf/#CTD
Alberta Innovates - Water and Land (Land and Biodiversity)	https://albertainnovates.ca/funding/water-and-land/land-and-biodiversity/
Alberta Innovates - Water and Land (Tailings Management)	https://albertainnovates.ca/funding/water-and-land/tailings-management/
GreenSTEM	https://www.alberta.ca/greenstem.aspx
Alberta Municipal Water/Wastewater Partnership (AMWWP)	http://www.transportation.alberta.ca/2719.htm



Town of Penhold 2019 Community Profile

EcoAction Community Funding Program

<http://www1.agric.gov.ab.ca/general/progserv.nsf/all/pgmsrv221>

Bayer Crop Science Canada - Investing in Canadian Communities

<https://www.cropscience.bayer.ca/Our-Company/Community-Investment.aspx>