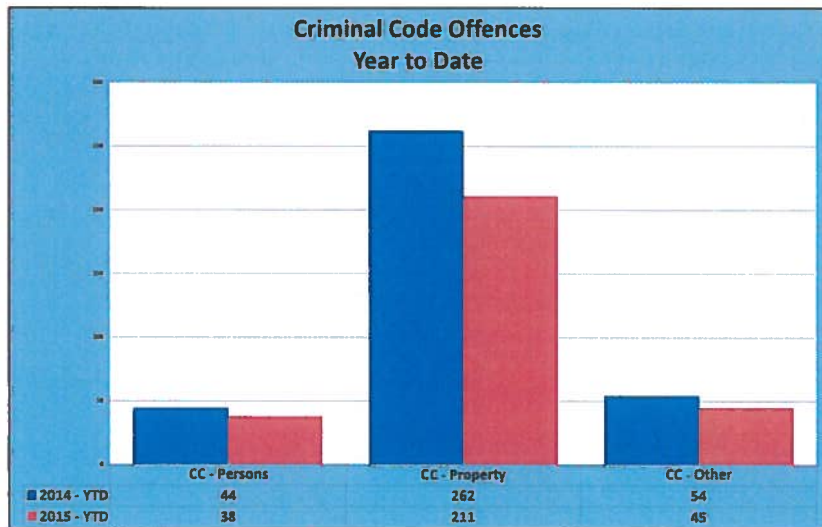
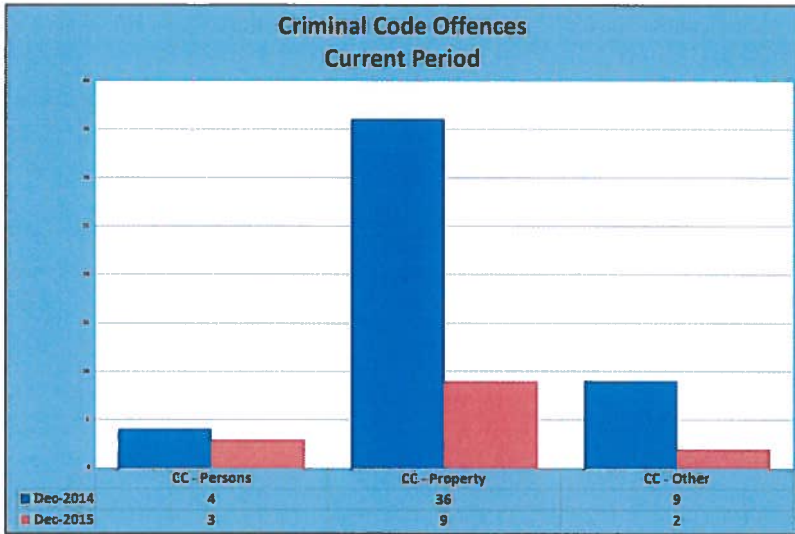


**Innisfail Detachment - Town of Penhold**  
**Statistical Comparison of December & Year to Date**  
**Criminal Code Offences**

January-08-16

CATEGORY	2014		2015		% Change	
	Dec	YTD	Dec	YTD	Dec	YTD
Offences Related to Death	0	0	1	1	100.0%	100.0%
Robbery	1	7	0	3	-100.0%	-57.1%
Sexual Assaults	0	2	0	0	0.0%	-100.0%
Other Sexual Offences	0	0	0	0	0.0%	0.0%
Assault	3	28	2	19	-33.3%	-32.1%
Kidnapping/Hostage/Abduction	0	0	0	0	0.0%	0.0%
Extortion	0	0	0	0	0.0%	0.0%
Criminal Harassment	0	3	0	6	0.0%	100.0%
Uttering Threats	0	4	0	9	0.0%	125.0%
Other Persons	0	0	0	0	0.0%	0.0%
<b>TOTAL PERSONS</b>	<b>4</b>	<b>44</b>	<b>3</b>	<b>38</b>	<b>-25.0%</b>	<b>-13.6%</b>
Break & Enter	4	30	1	27	-75.0%	-10.0%
Theft of Motor Vehicle	3	19	1	20	-66.7%	5.3%
Theft Over \$5,000	1	5	0	2	-100.0%	-60.0%
Theft Under \$5,000	14	89	4	80	-71.4%	-10.1%
Possn Stn Goods	10	42	0	46	-100.0%	9.5%
Fraud	1	14	0	5	-100.0%	-64.3%
Arson	0	0	0	1	0.0%	100.0%
Mischief To Property	3	63	3	30	0.0%	-52.4%
<b>TOTAL PROPERTY</b>	<b>36</b>	<b>262</b>	<b>9</b>	<b>211</b>	<b>-75.0%</b>	<b>-19.5%</b>
Offensive Weapons	1	4	1	7	0.0%	75.0%
Disturbing the peace	1	9	0	9	-100.0%	0.0%
<b>OTHER CRIMINAL CODE</b>	<b>7</b>	<b>41</b>	<b>1</b>	<b>29</b>	<b>-85.7%</b>	<b>-29.3%</b>
<b>TOTAL OTHER CRIMINAL CODE</b>	<b>9</b>	<b>54</b>	<b>2</b>	<b>45</b>	<b>-77.8%</b>	<b>-16.7%</b>
<b>TOTAL CRIMINAL CODE</b>	<b>49</b>	<b>360</b>	<b>14</b>	<b>294</b>	<b>-71.4%</b>	<b>-18.3%</b>

**Innisfail Detachment - Town of Penhold**  
**Statistical Comparison of December & Year to Date**  
**Criminal Code Offences and Clearance Rates**

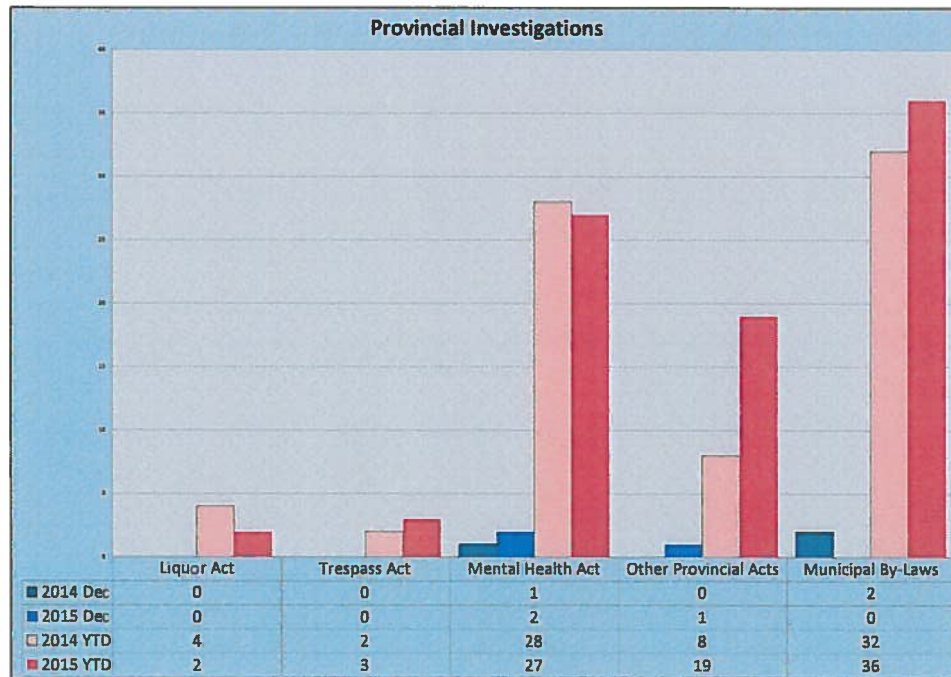


CLEARANCE RATES	Dec-2014	Dec-2015	CLEARANCE RATES	2014 - YTD	2015 - YTD
CC - Persons	150%	67%	CC - Persons	95%	79%
CC - Property	36%	22%	CC - Property	25%	22%
CC - Other	89%	0%	CC - Other	81%	76%
<b>TOTAL CRIMINAL CODE</b>	<b>55%</b>	<b>29%</b>	<b>TOTAL CRIMINAL CODE</b>	<b>42%</b>	<b>37%</b>

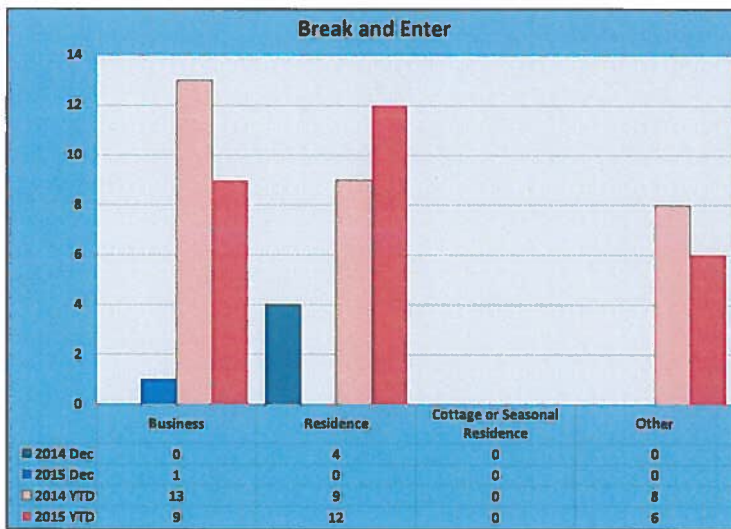
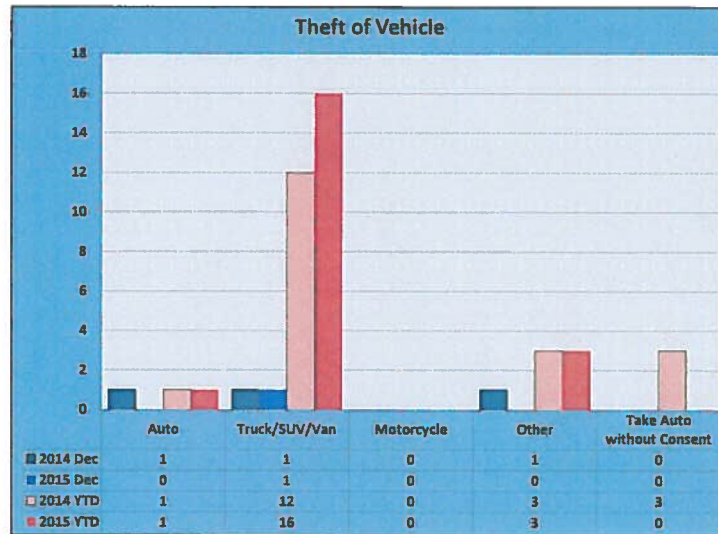
**Innisfail Detachment - Town of Penhold**  
**Statistical Comparison of December & Year to Date**  
**Federal and Provincial Investigations**

January-08-16

CATEGORY	2014		2015		% Change	
	Dec	YTD	Dec	YTD	Dec	YTD
Drug Enforcement - Production	0	0	0	0	0.0%	0.0%
Drug Enforcement - Possession	1	15	0	12	-100.0%	-20.0%
Drug Enforcement - Trafficking	0	9	0	11	0.0%	22.2%
Drug Enforcement - Other	0	0	0	1	0.0%	100.0%
<b>Total Drugs</b>	<b>1</b>	<b>24</b>	<b>0</b>	<b>24</b>	<b>-100.0%</b>	<b>0.0%</b>
Federal - General	0	2	0	3	0.0%	50.0%
<b>TOTAL FEDERAL</b>	<b>1</b>	<b>26</b>	<b>0</b>	<b>27</b>	<b>-100.0%</b>	<b>3.8%</b>
Liquor Act	0	4	0	2	0.0%	-50.0%
Other Provincial Stats	1	37	2	32	100.0%	-13.5%
<b>Total Provincial Stats</b>	<b>1</b>	<b>41</b>	<b>2</b>	<b>34</b>	<b>100.0%</b>	<b>-17.1%</b>



**Innisfail Detachment - Town of Penhold**  
**Statistical Comparison of December & Year to Date**  
**Selected Crime Categories and Criminal Code Crime Rate**

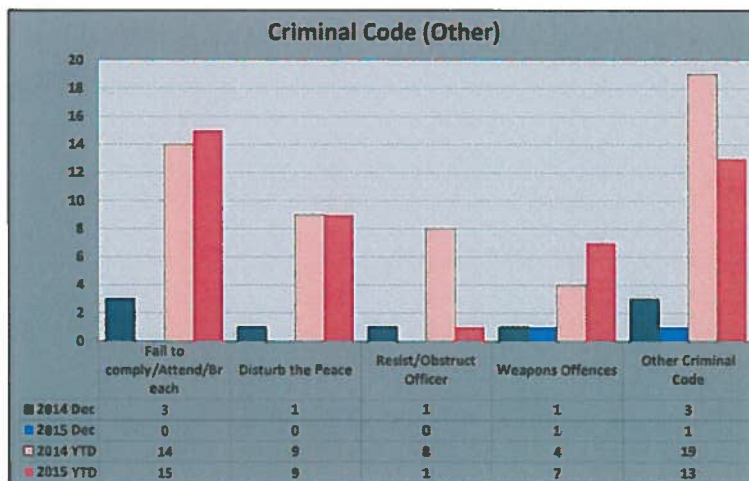
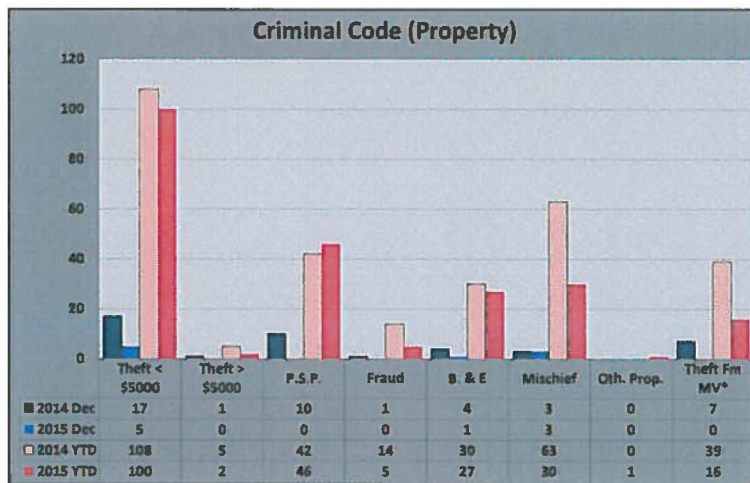
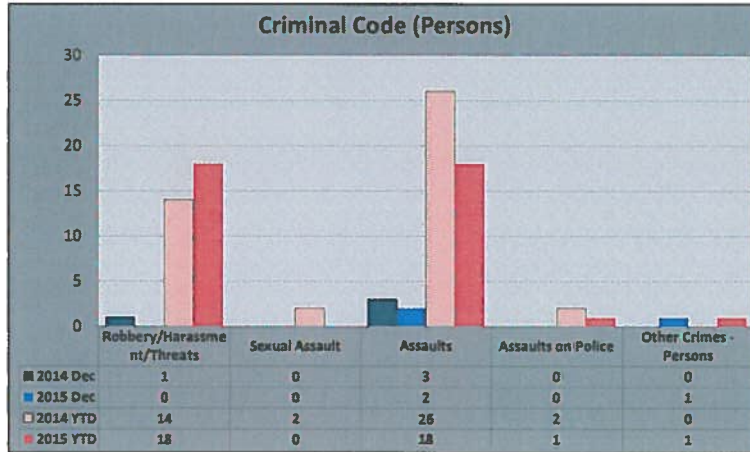


Criminal Code Crime-Rate per 1,000 Population		
CATEGORY TOTALS	2014 - YTD	2015 - YTD
CC - Persons	0.00	0.00
CC - Property	0.00	0.00
CC - Other	0.00	0.00
<b>TOTAL CRIMINAL CODE</b>	<b>0.00</b>	<b>0.00</b>

Criminal Code Crime Rate per 1,000 Population Provincial Average - YTD 2012	
CATEGORY TOTALS	YTD
CC - Persons	34.08
CC - Property	72.96
CC - Other	40.20
<b>TOTAL CRIMINAL CODE</b>	<b>146.88</b>

**Innisfail Detachment - Town of Penhold**  
**Statistical Comparison of December & Year to Date**

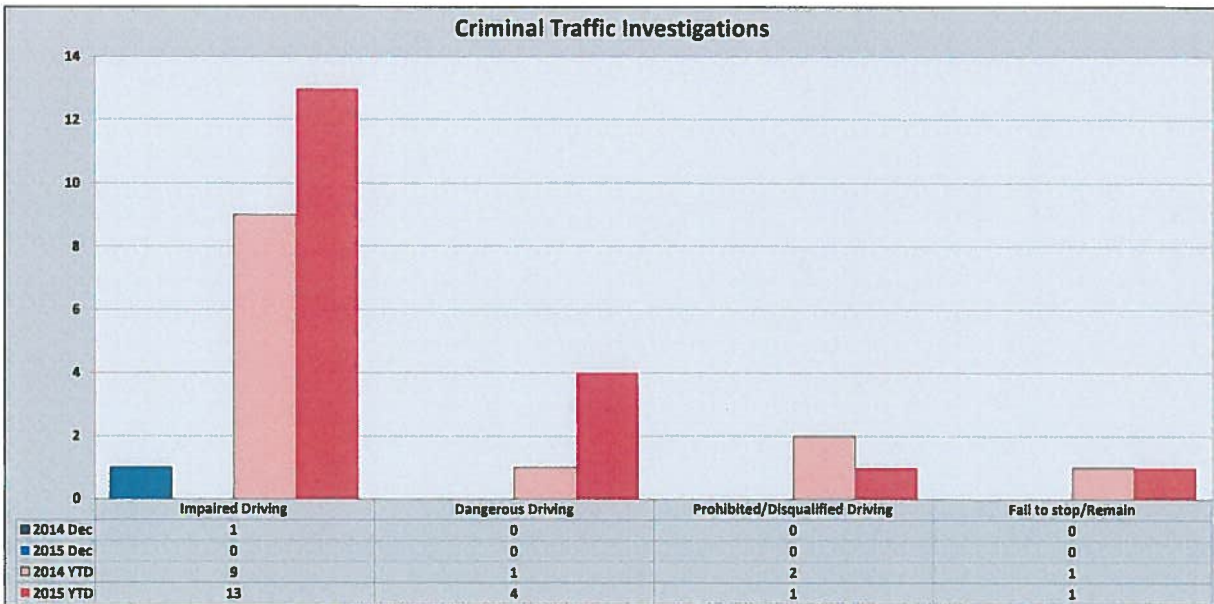
**Criminal Code Offences**



**Innisfail Detachment - Town of Penhold**  
**Statistical Comparison of December & Year to Date**  
**Traffic and Municipal By-Laws**

January-08-16

	2014		2015		% Change	
	Dec	YTD	Dec	YTD	Dec	YTD
<b>Motor Vehicle Collisions</b>						
Fatals	0	0	0	0	0.0%	0.0%
Injury MVAS	2	2	0	1	-100.0%	-50.0%
MVC (Reportable)	2	24	0	16	-100.0%	-33.3%
MVC (Non Reportable)	0	2	0	1	0.0%	-50.0%
<b>TOTAL MVCS</b>	<b>4</b>	<b>28</b>	<b>0</b>	<b>18</b>	<b>-100.0%</b>	<b>-35.7%</b>
<b>Provincial Traffic</b>	<b>5</b>	<b>101</b>	<b>1</b>	<b>37</b>	<b>-80.0%</b>	<b>-63.4%</b>
<b>Other Traffic</b>	<b>2</b>	<b>6</b>	<b>0</b>	<b>7</b>	<b>-100.0%</b>	<b>16.7%</b>
<b>Criminal Code Traffic</b>	<b>1</b>	<b>13</b>	<b>0</b>	<b>19</b>	<b>-100.0%</b>	<b>46.2%</b>
24 Hour Suspension (Alcohol, Fatigue, Medical, Drug)	0	0	0	0	0.0%	0.0%
72 Hour Suspension - Alcohol	0	0	0	0	0.0%	0.0%
Municipal By-laws Traffic	1	5	0	4	-100.0%	-20.0%
Municipal By-laws	1	27	0	32	-100.0%	18.5%
<b>Total Municipal</b>	<b>2</b>	<b>32</b>	<b>0</b>	<b>36</b>	<b>-100.0%</b>	<b>12.5%</b>



**Innisfail Detachment - Town of Penhold**  
**Statistical Comparison of December & Year to Date**  
**Common Police Activities and Selected Offences**

January-08-16

Common Police Activities	2014		2015		% Change	
	Dec	YTD	Dec	YTD	Dec	YTD
False Alarms	7	89	7	125	0.0%	40.4%
False/Abandoned 911 Call and 911 Act	0	18	1	17	100.0%	-5.6%
Persons Reported Missing	0	4	2	5	200.0%	25.0%
Request to Locate	2	10	2	6	0.0%	-40.0%
Abandoned Vehicles	3	9	2	20	-33.3%	122.2%
VSU Accepted	1	10	2	18	100.0%	80.0%
VSU Declined	14	75	7	67	-50.0%	-10.7%
VSU Proactive Referral	0	2	1	4	100.0%	100.0%

